



# Regulations for Agility Trials

Amended to September 1, 2011


Published by The American Kennel Club



NOTE: This Rulebook contains the following insert(s):  
\*Pink Insert - Effective January 1, 2012  
Insert(s) located after inside front cover



AMERICAN  
KENNEL CLUB®



**Revisions to the  
Regulations for Agility Trials**

**Effective January 1, 2012**

**This insert is issued as a supplement to the  
Regulations for Agility Trials amended to  
September 1, 2011**

**Section 5. Making Application.** A club or association that meets the requirements of the American Kennel Club that wishes to hold a trial at which qualifying scores toward titles may be earned must make application to the American Kennel Club on the form provided for permission to hold the trial. An application fee must accompany each application.

A club may be approved to hold up to eight licensed or member events in a calendar year. A club can be approved to hold separate trials on consecutive days, but will not be approved to hold more than one trial on any single day. Each day is considered a separate trial.

Applications for licensed or member trials must be received by the American Kennel Club at least EIGHTEEN (18) weeks before the closing date for entries of the event.

A club that meets the requirements of the American Kennel Club may be approved to hold a sanctioned "A" or "B" agility trial (commonly known as Sanctioned Matches) by applying on a form provided by the American Kennel Club and paying an application fee. Applications for sanctioned agility trials must be filed with AKC at least six weeks prior to the date of the event.

All of these *Regulations* shall govern AKC-sanctioned "A" or "B" agility trials except those which specifically state that they apply to licensed and member trials.

All applicable rules found in *Rules Applying to Dog Shows* will govern the conduct of agility trials. They will apply to any person and dog entered, unless these regulations state otherwise.

Pink Insert

Issued: October 2011

REAGIL (06/11)

## Table of Contents

<b>Chapter 1 – Regulations for Agility Trials</b> .....	5
Section 1. Purpose .....	5
Section 2. Agility Trials Defined.....	5
Section 3. Eligibility of Dogs .....	5
Section 4. Eligibility to Hold Agility Trials .....	6
Section 5. Making Application .....	7
Section 6. Agility Trial Secretary and Agility Trial Chairman.....	7
Section 7. Appointment of the Event Committee .....	7
Section 8. Stewards, Timers, Scribes.....	8
Section 9. Premium Lists .....	8
Section 10. Risk.....	9
Section 11. Entry Forms .....	9
Section 12. Entry Methods.....	10
Section 13. Entry Limits.....	10
Section 14. Opening and Closing Dates .....	10
Section 15. Paper Entry Forms Per Envelope .....	10
Section 16. Entry Acceptance Methods .....	11
1. First Received.....	11
Paper and Online Limits.....	11
Accepting Entries.....	11
Wait List.....	12
Guaranteed Entries for Show Workers.....	12
2. Random Draw .....	12
Draw Period .....	12
Accepting Entries During the Draw Period .....	12
Guaranteed Entries for Show Workers.....	12
Conducting the Random Draw.....	13
Accepting Entries After the Draw Period.....	13
Closing Date .....	14
Section 17. Duplicate Entries .....	14
Section 18. Event Limit Options, Judge Assignment Changes and Load Balancing Entries .....	14
Section 19. Running Order .....	15
Section 20. Move-ups.....	16
Section 21. Entry of Ineligible Dog .....	16
Section 22. Declining Entries and Excusing a Dog from the Trial .....	17
Section 23. Handling Dog Aggression.....	17
Section 24. Ribbons and Rosettes .....	18
Section 25. Catalogs .....	19
Section 26. Scorekeeping Requirements .....	20
Section 27. Recording Fees.....	21
Section 28. Submission of Records .....	21
Section 29. Cancellation of Awards .....	22
Section 30. Approval of Judges .....	22
Section 31. Judges' Responsibilities.....	22

<b>Chapter 2 – Classes, Titles, and Height Divisions .....</b>	<b>24</b>
Section 1. Classes .....	24
Regular Titling Classes .....	24
Novice Agility Std & Novice JWW Classes..	24
Open Agility Std Class .....	25
Open JWW Class .....	25
Agility Excellent “A” Std Class .....	25
Excellent JWW “A” Class .....	25
Master Agility Excellent “B” Std Class.....	25
Master Excellent JWW “B” Class .....	25
Section 2. Regular Agility Titles.....	25
Master Agility Champion Title (MACH).....	26
MACH Points .....	26
Double Qualify (2Q’s).....	26
Requirements General Scoring .....	26
Section 3. Height Divisions, Measurement, Measuring Devices.....	27
Section 4. Jump Height Card .....	27
<b>Chapter 3 – Obstacle Specifications and Performance         Requirements .....</b>	<b>30</b>
Section 1. Obstacle and Jump Specifications .....	30
Section 2. Obstacle Performance .....	30
Section 3. Obstacles .....	30
1. A-Frame .....	30
2. Dog Walk.....	30
3. Seesaw .....	31
4. Pause Table .....	31
5. Open Tunnel .....	31
6. Closed Tunnel.....	32
7. Weave Poles.....	32
8. Bar Jumps .....	33
9. Panel Jump.....	33
10. Double Bar Jump .....	34
11. Triple Bar Jump .....	34
12. Tire Jump .....	35
13. Broad Jump .....	35
14. Other Jumps.....	36
<b>Chapter 4 – General Course and Trial Requirements ..</b>	<b>37</b>
Section 1. Course Size and Suitability & Facilities.....	37
Section 2. Surfaces, Matting.....	37
Section 3. Course Requirements.....	37
Section 4. Obstacle and Jump Positions .....	37
Section 5. Approach Angles .....	38
Section 6. Preparing a Ring for Agility.....	38
Section 7. Course Distances, Times .....	38
Section 8. Walk-throughs, Warm-ups .....	38
Section 9. Collars .....	38
Section 10. Leashes .....	39
Section 11. Hair Tie Back Policy .....	39
Section 12. Handling Aids.....	39
Section 13. Handler’s Position.....	39
Section 14. Starting and Completion.....	39
Section 15. Training on Show Grounds .....	40

<b>Chapter 5 – General Scoring Criteria</b> .....	41
Section 1. Maximum Score, Qualifying Score .....	41
Section 2. Placements, Tied Scores .....	41
Section 3. Course Time Deductions.....	41
Section 4. Faults .....	41
a. Refusals and Run-outs.....	41
b. Wrong Course.....	42
c. Pause Table Faults .....	42
d. Outside Assistance.....	42
e. Lead Out Advantage.....	42
Section 5. Mandatory Elimination (NQ).....	43
Section 6. Mandatory Excusals .....	43
<b>Chapter 6 – Standard Agility Classes</b> .....	45
Section 1. Criteria .....	45
Section 2. Novice A and B Agility Class .....	45
Section 3. Open Agility Class .....	45
Section 4. Excellent A Agility Class.....	46
Section 5. Excellent B Agility Class.....	46
<b>Chapter 7 – Jumpers With Weaves Class</b> .....	49
Section 1. Purpose .....	49
Section 2. Novice A and B JWW Class .....	49
Section 3. Open JWW Class.....	49
Section 4. Excellent A JWW Class .....	50
Section 5. Excellent B JWW Class .....	50
<b>Chapter 8 – Preferred Agility Classes Standard and Jumpers With Weaves</b> .....	52
Section 1. Purpose .....	52
Section 2. Standards.....	52
Section 3. Eligibility .....	52
Section 4. Classes .....	52
Section 5. Preferred Agility Titles.....	53
Section 6. Recognized Achievement .....	53
Section 7. Preferred Agility Excellent Title (PAX) .....	54
Section 8. Preferred Agility Champion Title (PACH)...	54
Section 9. Height Divisions .....	55
Section 10. Scoring Criteria.....	55
<b>Chapter 9 – Fifteen and Send Time (FAST) Class</b> .....	57
Section 1. Purpose .....	57
Section 2. Definition.....	57
Section 3. Performance Requirements for All Classes .....	60
Section 4. FAST Class Eligibility.....	60
Section 5. Novice A & B FAST and Novice Preferred FAST Class.....	61
Section 6. Open FAST and Open Preferred FAST Class.....	61
Section 7. Excellent A & B FAST and Excellent A & B Preferred FAST Class.....	62
Section 8. Titles and Requirements .....	62

<b>Chapter 10 – Time 2 Beat (T2B) Class</b> .....	64
Section 1. Purpose .....	64
Section 2. Definition.....	64
Section 3. Eligibility .....	64
Section 4. Performance Standards.....	64
Section 5. Maximum Course Times (MCT) .....	64
Section 6. Scoring Criteria .....	64
Section 7. Catalog Requirements .....	66
Section 8. Titles .....	66
Section 9. Minimum Obstacle Requirements .....	66
<b>Chapter 11 – National Agility Champion Title</b> .....	67
Section 1. National Agility Champion Titles .....	67
Section 2. National Agility Champion Defined .....	67
Section 3. Dogs That May Compete .....	67
<b>Chapter 12 – Versatile Companion Dog</b> .....	68
Section 1. Versatile Companion Dog Titles .....	68
Section 2. Versatile Companion Champion Title (VCCH).....	68
<b>Chapter 13 – Non-Regular Agility Classes International Sweepstakes Class (ISC)</b> .....	69
Section 1. Purpose .....	69
Section 2. Eligibility of Dogs .....	69
Section 3. Eligibility to Hold the ISC Class .....	69
Section 4. Ribbons, Rosettes and Awards .....	69
Section 5. Recording Fees.....	69
Section 6. ISC Records.....	69
Section 7. Jump Heights .....	69
Section 8. Judges .....	70
Section 9. Obstacle Specifications .....	70
Section 10. Course and Trial Requirements .....	72
Section 11. Equipment Requirements .....	72
Standard ISC Class.....	72
Jumpers ISC Class.....	72
Section 12. Course Distances and Times.....	73
Section 13. Scoring.....	74
Section 14. Placements and Tied Scores .....	74
Section 15. Course Time Penalties .....	74
Section 16. Maximum Course Time.....	74
Section 17. Standard Faults.....	74
Section 18. Refusal Faults.....	74
Section 19. Elimination Faults.....	75
Section 20. Excusals .....	75
<b>Appendix A</b> (effective 01/01/2012) .....	76
<b>Appendix B</b> (effective 07/01/2012) .....	79

## **Chapter I**

### **Regulations for Agility Trials**

**Section 1. Purpose.** The purpose of AKC agility trials is to afford owners the opportunity to demonstrate a dog's physical ability/soundness and willingness to work with its handler under a variety of conditions. The program begins with basic entry-level agility, and progresses to more complex levels that require dogs to demonstrate higher levels of training and interaction with their handlers.

Agility results in a better rounded, conditioned dog, provides good basic training for search and rescue dogs, demonstrates good training and citizenship and has excellent spectator appeal.

Agility trials are sporting events and all participants should be guided by the principles of good sportsmanship both in and outside the trial course.

**Section 2. Agility Trials Defined.** A member agility trial is a trial at which qualifying scores toward titles are awarded, given by a club or association, which is a member of the American Kennel Club.

A licensed agility trial is a trial at which qualifying scores toward titles are awarded, given by a club or association which is not a member of the American Kennel Club, but which has been licensed by the American Kennel Club to hold the trial.

Sanctioned agility trials are informal events at which dogs may participate but not for AKC titles, held by a club or association by obtaining the sanction of the American Kennel Club. Generally, sanctioned events are held by clubs to qualify for approval to hold licensed or member club events.

Agility trials may not be held closer than 100 miles in distance on the same date, and there may not be two all-breed agility trials on the same day in the same location. Single breed specialties sharing a location may apply for an exception to the "same day" restriction. Single breed specialties that have been approved to share a location may run their events consecutively or concurrently, sharing the same judge.

Specialty clubs holding a limited agility trial for all AKC recognized breeds may accept entries of dogs of their own breed first then accept entries from all breeds and dogs listed with AKC Canine Partners (if offered) until the entry limit specified in the premium list is reached.

Clubs have the option to allow dogs listed with AKC Canine Partners to participate at all-breed AKC agility trials.

An AKC-recognized specialty club may offer a single breed specialty agility trial in conjunction with another club's all-breed trial, sharing the same date, show site, equipment and judges. Specialty trial participants shall be excluded from competing in the adjoining all-breed trial. Both agility trials may be run together; however, each club is required to maintain separate event records.

**Section 3. Eligibility of Dogs.** All dogs fifteen (15) months of age or older that are registered with the American Kennel Club or that have AKC Limited Registration, Purebred Alternative Listing/Indefinite Listing Privileges (PAL/ILP) or an AKC Canine Partners listing number, or approved

Foundation Stock Service (FSS) breeds are eligible to participate.

Dogs with a Purebred Alternative Listing/Indefinite Listing Privileges (PAL/ILP) or an AKC Canine Partners listing number must be spayed or neutered in order to compete. Wherever the word “dog” is used in these regulations it includes both sexes.

Agility trials are open to all registrable breeds and mixed breeds that have been listed with AKC Canine Partners (if offered), except that a specialty club, or a club formed to serve a specific variety group, may opt to hold an agility trial limited to that breed, or that group. If entries are to be limited to a single breed or a group, this restriction must be clearly stated in the premium list and in any other pre-trial advertising.

Dogs of an AKC-registrable breed that have been granted a Purebred Alternative Listing/Indefinite Listing Privilege (PAL/ILP) may participate providing their PAL/ILP number has been listed on the entry form (refer to Chapter 2 of the *Rules Applying to Registration and Discipline* for the listing of registrable breeds that may participate). Dogs of a registrable breed with an acceptable foreign registration number are eligible to participate subject to Chapter 11, Section 1, of the *Rules Applying to Dog Shows*.

Dogs eligible for entry in the Miscellaneous class at dog shows and dogs of Foundation Stock Service recorded breeds that meet the eligibility requirements for competition are eligible to participate provided their AKC identification number appears on the entry form.

Dogs that have been listed with AKC Canine Partners, that have been spayed or neutered, may participate providing their listing number has been listed on the entry form and the trial-giving club is holding an all breed trial and is offering participation for dogs enrolled in the AKC Canine Partners program.

Dogs disfigured as the result of accident or injury but otherwise qualified shall be eligible provided that the disfigurement does not interfere with functional movement. Dogs should be physically sound. Dogs that are blind or deaf shall not be eligible. Blind means without useful vision, and deaf means without useful hearing. No dog shall compete if it is taped or bandaged or in any way has anything attached to it for medical purposes.

Spayed bitches and neutered males are eligible to participate.

Bitches in season shall not be eligible to participate. Entry fees for bitches in season may be refunded at the club’s option. The premium list must state whether refunds will be issued for bitches in season.

No dog may participate more than once in any type of class (Standard class, Jumpers With Weaves class, T2B class, FAST class, etc.) offered by a club per day. If eligible, dogs may participate in additional non-regular classes.

**Section 4. Eligibility to Hold Agility Trials.** The Board of Directors of the American Kennel Club may, at its discretion, grant permission to clubs or associations to hold agility trials that shall be governed by such Rules and Regulations as from time to time shall be determined by the Board of Directors.

**Section 5. Making Application.** A club or association that meets the requirements of the American Kennel Club that wishes to hold a trial at which qualifying scores toward titles may be earned must make application to the American Kennel Club on the form provided for permission to hold the trial. An application fee must accompany each application.

A club may be approved to hold up to eight licensed or member events in a calendar year. A club can be approved to hold separate trials on consecutive days, but will not be approved to hold more than one trial on any single day. Each day is considered a separate trial.

Applications for licensed or member trials must be received by the American Kennel Club at least TWENTY-FOUR (24) weeks before the closing date for entries of the event.

A club that meets the requirements of the American Kennel Club may be approved to hold a sanctioned “A” or “B” agility trial (commonly known as Sanctioned Matches) by applying on a form provided by the American Kennel Club and paying an application fee. Applications for sanctioned agility trials must be filed with AKC at least six weeks prior to the date of the event.

All of these *Regulations* shall govern AKC-sanctioned “A” or “B” agility trials except those which specifically state that they apply to licensed and member trials.

All applicable rules found in *Rules Applying to Dog Shows* will govern the conduct of agility trials. They will apply to any person and dog entered, unless these regulations state otherwise.

**Section 6. Agility Trial Secretary and Agility Trial Chairman.** A club holding a trial must name an Agility Trial Secretary and an Agility Trial Chairman. The Chairman must be a member of the club.

The premium list for all licensed or member trials shall designate the Agility Trial Secretary as receiving entries.

Trial Secretaries and Chairmen shall be ineligible to judge at the event in which they are acting in these official capacities. Trial Secretaries and Chairmen may show at agility trials where they perform these duties.

**Section 7. Appointment of the Event Committee.** A club that has been granted AKC permission to hold a trial or match must appoint an Event Committee, which will have complete responsibility for planning and conducting the event. The Committee shall be comprised of at least five (5) club members (including the Chairman), and shall ensure the safe, efficient, and orderly conduct of the event. The Committee must have on hand, on the day of the trial, sufficient assistance and equipment, and must ensure that the area is free of dangerous materials or conditions.

The Committee is responsible for compliance with all of these *Regulations*, except those coming under the sole jurisdiction of the judges, and has the authority to decide all matters not under the jurisdiction of the judges. A minimum of five (5) Committee members must be present on the grounds during a licensed or member trial. In the event of absence of Committee members, the Chairman or an

officiating officer shall appoint sufficient members to ensure compliance with this section.

The Committee must also be familiar with Chapter 5 of the *AKC Rules Applying to Registration and Discipline* and *Dealing with Misconduct* booklet.

**Section 8. Stewards, Timers, Scribes.** The host club must provide a minimum of one scorekeeper, a scribe, a gate steward and a timer per ring. In addition, 4-6 stewards should be scheduled per ring to help in various other tasks necessary to expedite the trial.

A scribe is required to record the scores as instructed by the judge. The judge is responsible for the accuracy of the scores insofar as knowing which dogs qualify and which dogs do not qualify.

Stewards, timers and scribes may compete in the trial if it does not conflict with the completion of their assignments. A person may not time or scribe in a jump height class in which they are directly competing.

**Section 9. Premium Lists.** A premium list must be provided for sanctioned “A,” licensed, and member trials. The premium list shall be printed (any printing or copying process is acceptable), and shall state whether the event is “sanctioned” or “licensed by the American Kennel Club” or held by an “AKC member club.” Premium lists shall measure not less than 5 ½ x 8 ½ inches or more than 8 ½ x 11 inches.

The following information shall be included in the premium list:

- Name of club holding the event
- The exact location (name of facility, address, city, state and zip code)
- Date of the event
- Name, address and telephone number of the Agility Trial Chairman
- Names of the Event Committee members (minimum of five including Chairman)
- Event number
- Trial hours
- Entry fees
- AKC recording fee shall be stated
- Classes offered
- Names and addresses of judges including their assignments
- Name, address, and telephone number of the Trial Secretary
- Date and closing time of entries
- A list of the officers of the event giving club with the address of the secretary
- An official AKC entry form.

Premium lists shall also specify whether ribbons or rosettes will be offered, whether trophies will be awarded, and contain an outline of the conditions of any non-regular classes that may be offered. Clubs must specify in their premium list an exact amount and description of any “service” or “handling” charge/fee that will be deducted from refunds. Withdrawals after the event’s closing date and time due to a change of judge must receive a full refund (no fee is paid to

the American Kennel Club). Withdrawals after the event's closing date and time due to a bitch in season receive a refund based on the club's policy set forth in the premium list (no fee is paid to the American Kennel Club). Clubs must list all other situations for which they will provide a refund. Clubs must treat all occurrences of a listed refund equally.

Premium lists must also contain whether refunds will be awarded for bitches in season, list entry limits (if any), include the method for accepting entries to a limited entry trial (first received or random draw), location where entries will be taken, indicate the ring size and surface to be used and also state additional information as required elsewhere in these *Regulations*.

Either four (4) paper copies of the premium list must be sent to AKC, Attention: Companion Events or the premium list may be submitted electronically by email attachment in either MS Word or PDF format to [agilitypremiums@akc.org](mailto:agilitypremiums@akc.org). Submittals to AKC must be sent at the same time the premium list becomes available to exhibitors. The premium list must be made available by paper and/or electronically to prospective entrants a minimum of two (2) weeks prior to the opening date for acceptance of entries for the event. Refer to the *Agility Trial Manual*.

**Section 10. Risk.** Owners or handlers entering dogs in a trial do so at their own risk and agree to assume responsibility for damage caused by them, or by their dogs. They also agree to abide by the Rules of the American Kennel Club and these *Regulations*.

**Section 11. Entry Forms.** The club must have the original entry forms on site at the event. To be an acceptable entry:

- The following shall be included (if unknown it may be omitted):
  - Date of birth
  - Place of birth
  - Name of breeder(s)
  - Name of sire
  - Name of dam
- Be submitted with required entry fee
- Be on an Official American Kennel Club® entry form
- Be signed by the owner or his duly authorized agent
- Be completed in full, accurate, and reflective of the dog entered
- Include all of the following information:
  - Name of show/trial giving club
  - Date of show/trial
  - Breed
  - Variety, if any
  - Sex
  - Name of class(es) entered
  - Jump height
  - Height at withers
  - Dog's measurement status
  - Full AKC name of dog
  - Call name of dog
  - Name of owner(s)/co-owner(s)

- Name of handler
- Address of owner
- Include one of the following:
  - AKC number
  - PAL/ILP number
  - Foreign registration number and country for an unregistered imported dog
  - Identification number issued by AKC

**Section 12. Entry Methods.** An entry may be submitted via:

- Paper entry form submitted to club (includes faxes if club elects to accept faxes)
- Acceptable online entry system (See *Agility Trial Manual* or AKC website for Online Entry system requirements.)

Clubs are required to accept properly completed paper entries but are not required to accept online entries. If a club elects to accept online entries, it must select only one (1) online entries service provider. The name and address of the chosen service must be stated in the premium list.

If a club elects to accept online entries, AKC recommends carefully considering the needs of the exhibitors when determining the number of paper entries to accept.

**Section 13. Entry Limits.** A trial-giving club may impose a numerical limit on entries in any or all trial classes. If entry limits are used, AKC recommends that a “total entry limit” be used, stating a total number of runs allowed per judge and for the entire trial. Individual judging limits shall be 330 dogs maximum per day without regard to class level or type (Standard, JWW, T2B, FAST or Non-Regular classes). If entries are limited, the numerical limitation(s) must be stated on the cover of the premium list.

**Section 14. Opening and Closing Dates.**

**Opening Date:** For all trials, clubs shall set a date and time that entries will first be accepted. Entries received prior to the opening date shall be considered invalid entries and shall be returned as soon as possible.

**Closing Date:** Clubs shall set a date and time that entries will close.

- The closing date for the trial shall not be less than fourteen (14) days prior to the trial.
- Entries must be received prior to the published closing date and time.
- Entries for any agility trial may be accepted until the official closing date and time even though the advertised limit has been reached.
- The club may contact exhibitors to notify them of their entry status prior to the closing date.
- Following the closing date the Trial Secretary shall promptly contact all entrants and advise them of their status. Entries not accepted shall be returned within seven (7) days of the closing date.

**Section 15. Paper Entry Forms Per Envelope.** For limited trials, entries for a maximum of ten (10) dogs are

allowed in each envelope submitted to the Trial Secretary. This maximum also applies to the number of dogs entered per online transaction envelopes/transactions containing entries for more than the ten (10) dog maximum shall be treated as an invalid entry and shall be returned to the sender.

**Section 16. Entry Acceptance Methods.** A club may choose either of the following methods for accepting entries to a limited entry agility trial. Please visit the AKC website or refer to the *Agility Trial Manual* for a checklist of steps for both entry-acceptance methods. The AKC strongly recommends using the Random Draw method for trials which are likely to exceed the “total entry limit” within the first 24 hours after the opening date and time.

**1. First Received-Entries** – Entries accepted in order of receipt.

**“Paper and Online Limits”**

- A club accepting online entries shall designate a number of the “total entry limit” to be fulfilled by paper entries and a number to be fulfilled by online entries. These “initial limits” must be stated in the premium list.
- The initial paper and online entry limits are valid for the first 48 hours after the opening date.
- If the online limit has not been reached at the end of the 48 hour time period, the club may decrease the online entry limit and increase the paper limit accordingly. Likewise, if paper entries are not reached at the end of the period, the club may decrease the paper limit and increase the online limit accordingly.

**“Accepting Entries”**

- The club must select only one (1) USPS (United States Postal Service) or PMB (Postal Mail Box) address for receipt of paper entries.
- The mailing address must be stated in the premium list. Entries delivered to any other address are invalid and must be returned to the sender.
- Paper entries received within 24 hours of the opening date and time must:
  - Include postage or be metered
  - Be delivered by a multi-state or multi-national postal or carrier service, including but not limited to USPS, FedEx, UPS, and DHL (effectively disallows conventional “hand-deliveries” during the first 24 hours the trial is open)
  - If above conditions are not met, entries are invalid and must be returned to the sender.
- If stated in the premium list, a club may further restrict the delivery options (i.e. No FedEx, No “hand-deliveries at any time”). USPS delivery must be allowed.
- Paper entries must be accepted in order of receipt until the paper limit has been reached.
  - Trial Secretaries shall use all information to

fairly and equitably determine which entries are received first.

- Online entries will be accepted in order of submission until the online limit has been reached.

### **“Wait List”**

To fill openings created by entries withdrawn prior to a date and time established by the club. Such date may be beyond the event closing date; however, it must be a minimum of three (3) days prior to the first trial date of the set of trials. All entries must be received prior to the closing date and time. The club must establish a maximum number of entries that may be placed on the wait list. Whether a club is offering a wait list, how many entries are being accepted on the wait list and the closing date/time of the wait list must be published in the trial’s premium list. A full refund is to be reimbursed to any entrant whose entry is replaced by a wait-listed entry.

- Clubs may place paper entries exceeding the paper limit on a paper “wait list.” As paper entry spaces become available, clubs may accept the wait-listed paper entries in order of receipt.
- The club may elect to allow the online entry system to place online entries exceeding the online limit on an online wait list. As online entry spaces become available, the wait-listed online entries will be accepted in order of submission.

### **“Guaranteed Entries for Show Workers”**

The First-Received method does not allow clubs to guarantee entry spaces for Show Workers. The AKC recommends using the Random Draw method if there is a possibility of not securing enough workers from the First-Received entries.

2. **Random Draw** – Entries treated equally without regard to date/time received.

#### **“Draw Period”**

- Clubs determine a “Draw Period” during which time entries are accepted for the Random Draw.
- The start time and date of the Draw Period shall be the same as the Opening Date.
- The Draw Period must be at least seven (7) days in length (14 days recommended) and must have a defined finish date and time.

#### **“Accepting Entries During the Draw Period”**

- All entries received during the Draw Period shall be accepted for the Random Draw and shall be treated equally without regard to the date received or any other criteria.
- AKC recommends that trial secretaries open envelopes as they are received to verify the number of dogs per envelope does not exceed the maximum and to ensure entries are valid. Invalid entries shall be returned to the sender as soon as possible.

#### **“Guaranteed Entries for Show Workers”**

- The club may guarantee entry spots for “Show Workers” who have agreed to work at the trial.

- The maximum number of “handlers” who may receive guaranteed entry spots are as follows:
  1. 35 “handlers” for 1<sup>st</sup> ring
  2. 30 “handlers” for each additional ring if the rings are run simultaneously.
- Although there is no limit on the number of dogs a designated “Show Worker” may run, the AKC recommends clubs select workers who will handle three (3) dogs or less.
- Entry spots filled by “Show Workers” are part of the “Total Entry Limit” stated in the premium list.

### **“Conducting the Random Draw”**

- If the stated entry limit(s) is exceeded during the “Draw Period” the club shall conduct a Random Drawing of all entries received. Otherwise, the Random Drawing is not necessary.
- The Random Drawing shall be held within 48 hours of the finish date and time of the “Draw Period.” The date, hour, and location of the draw must be stated in the premium list.
- The drawing shall be held in a place accessible to the public. The results of the draw shall be made available to the people present at the draw.
- In conducting the drawing for entries, the Trial Secretary shall avoid any method that raises any questions as to its randomness and impartiality.
- One drawing shall be held for consecutive trials. One secretary or one group of cooperating secretaries shall conduct the draw.
- The drawing may be:
  1. Manual: Trial Secretary selects envelopes (or numbers assigned to each envelope) at random and entries contained within each envelope shall gain entry to trial up to the stated entry limits.
  2. Computerized: The computerized method must be impartial, must select all entries submitted in one envelope as one group, and must conform to the standards of random selection.
- If the last envelope selected in the Random Draw contains entries that would exceed the stated entry limit, there shall be a manual or computerized random draw of the individual entries contained in the envelope. The total entries drawn may not exceed the limit(s) stated in the premium list.
- When the advertised limit of entries has been drawn, all remaining entries shall be drawn for a position on the Wait List. If openings in the trial become available prior to the closing date, the opening shall be filled in order by entries on the Wait List.

### **“Accepting Entries After the Draw Period”**

- Clubs may continue to accept paper and online entries after the finish date and time of the Draw Period, though all entries must be received prior to the closing date.
- If the trial did not exceed the limit(s) during the

Draw Period, all of the entries received during the Draw Period shall be accepted into the trial and entries received after the Draw Period shall be accepted according to the rules of the First-Received method as described in Item 1, “Accepting Entries” of Section 16.

- If the trial did exceed the limit(s) and a Random Draw was conducted, clubs may elect to add entries received after the Draw Period to the end of the wait list(s) in order of receipt.

### “Closing Date”

The closing date shall not be less than fourteen (14) days prior to the trial and must be a minimum of ten (10) days after the Random Draw.

**Section 17. Duplicate Entries.** A club is under no obligation to offer refunds for duplicate entries for the same dog. The refund policy shall be stated in the premium list.

A club may, at its discretion, make refunds for duplicate entries, but only if this is done consistently in a uniform manner.

**Section 18. Event Limit Options, Judge Assignment Changes and Load Balancing Entries.** The maximum number of dogs assigned to any judge in one day shall not exceed 330, except as described in Chapter 1, Section 20.

If a club elects, it may place limits on a judge and/or a club may place limits on a single class or set of classes in the premium list. If a limit is placed on a single class or set of classes, no entries may be accepted beyond this established limit. If a limit is placed on a judge, the club must continue to accept entries and any additional dogs beyond the judge’s limit shall be assigned to another judge.

At no time may a Limited or Random Draw trial exceed its overall event limit. The premium list must state the overall event limit. If any other limits are established for the judge(s) or class(es), those limits must also be stated in the premium list.

All judges’ class assignments must be approved by the American Kennel Club. Once judging class assignments have been approved by the American Kennel Club, any change to assignments for any reason must also be approved by the American Kennel Club prior to publication.

After distribution of the premium list, if a judge assignment changes, exhibitors have the right to request a full refund of their entry fee for any classes affected. Exhibitors must submit requests in writing to the Trial Secretary a minimum of 30 minutes preceding the start of the event on the first day in which the exhibitor is entered.

After entries close and the judging schedule is being prepared, clubs may elect to change the class assignments of the individual judges in order to facilitate the smooth running of the event. Such adjustments can be done for any reason including overloads, low entries, equipment problems, etc. When such judging class changes are proposed, the club must first receive approval in writing from each judge affected and the club must receive final approval from the American Kennel Club prior to the distribution of the judging schedule.

The club should make every effort to affect as few entries as possible while keeping in mind the most efficient running of the events. Clubs are allowed to remove judge(s) from the judging panel if entries are low and both the club and the judge(s) agree to this action in writing.

The judging schedule must clearly state which classes have been changed and must also state that exhibitors are entitled to a full refund for entries affected by the change. The refund request must be in writing and may be submitted to the Trial Secretary anytime up until 30 minutes prior to the start of the event on the first day in which the exhibitor is entered.

In the case of an emergency change of a judge (changes after the distribution of the judging schedule), it may not be possible to notify exhibitors of the change prior to the start of the trial weekend. The change must be posted at the event and exhibitors are entitled to a full refund of entry fees provided the request for a refund is submitted in writing to the Trial Secretary prior to the start of judging of the affected class in which the dog is entered.

**Section 19. Running Order.** Following the closing of entries the Trial Secretary may contact all entrants and advise them of their entry's status. This may be done using email, if an entrant has supplied an email address on their entry form, giving the Trial Secretary permission to contact the exhibitor in that manner. If no email address is supplied by the entrant then they must be contacted by USPS regular mail using the address supplied on the entry form. After the closing of entries, the running order within a height must be determined by a random drawing of the entries in each height division. Trial Secretaries must not allow their computer scoring systems to always use the same order of dogs within their database but must ensure that a random ordering of dogs within a height is achieved. Multiple entries in the same class and height which will be handled by a single individual must be separated as much as possible.

A judging schedule and the results of the random draw of each height and within each class will be sent to all entrants. Entrants will receive the catalog number assigned to each of their dogs only, along with their dog's registration number for verification of accuracy in the catalog. Included in the judging schedule will be the quantity of dogs in each of the heights within the classes. It is not required that any of the catalog numbers for any of the other entrants be listed on the judging schedule. Due to the moving of entries after the close of the trial but in accordance with the move-up regulations the numbers assigned to dogs do not necessarily indicate what their running order will be at the trial.

The judging schedule will be sent to entrants as soon as possible after entries have closed but at least seven (7) days minimum, prior to the first day of the event. This may be done using email as described above. Trial Secretaries shall include the following sentence on the judging schedule: "This is a preliminary judging schedule which is contingent upon the move-up entries that may not have been received yet."

Exhibitors must be provided stickers (or armbands) indicating their dog's catalog number for that trial. These may

be mailed with the judging schedule or available for pick up at the trial.

Dogs may be run in a different height or dog order from that which was drawn when, in the opinion of the judge(s) and/or the Event Committee, such a change will result in a desirable and reasonable time savings.

**Section 20. Move-ups.** Move-ups prior to a set of trials: Dogs shall be moved up to a higher class at the request of the owner, as a result of qualifying for an agility title, provided that the request is made in writing to the Trial Secretary not later than 6:00 p.m. on the Monday preceding the set of trials for trials starting on a Thursday-Sunday. For trials that start on Monday-Wednesday, move-ups preceding the set of trials shall be accepted if received by the Trial Secretary no later than seven (7) days prior to the trial (i.e., for a Tuesday trial move-up requests must be made prior to 6:00 p.m. on the previous Tuesday). All move-up documentation must be on site during the trial weekend. It is recommended that catalogs be printed with all dogs listed in the proper class that they are actually running in, having accounted for move-ups.

**Day-to-Day Move-ups:** Move-ups from day-to-day at a set of back-to-back agility trials shall be at the discretion of the club. The request for moving up must be made in writing at the trial site to the Trial Secretary not later than the day preceding the event. The club shall state clearly in its premium list whether move-ups will be allowed “day-to-day.”

All move-up entries are subject to availability of the class and payment of any difference in entry fee.

When a dog is moved up in the official catalog after the catalog has been printed, it is only necessary to input the following information:

1. In the class where the dog was moved from, indicate which class the dog has moved to (i.e., Moved to Open 24”).
2. In the class where the dog has moved to, indicate the dog’s running order number and from what class it has moved from (i.e., Moved from Novice B 24”).

Note: all base information (i.e., AKC name, AKC number, etc.) need only be listed in the class the dog was originally entered in. The dog’s score should be recorded and scored in the class that it has moved to.

Individual judging limits may be exceeded only when the club has accepted move-ups, or when accepting wait-listed entries after closing.

Dogs having attained their first AKC Agility title (Std, JWW, T2B, or FAST) must be moved to the Novice B class (Std, JWW, or FAST) for all trials for which entries have not closed. If entries have already closed on the date the dog obtained its title, the dog shall remain in the class in which it was originally entered or be moved up in level (i.e., Novice to Open) at the request of the owner; subject to the move-up criteria, except as stated in Chapter 1, Section 21 regarding Novice A entries.

**Section 21. Entry of Ineligible Dog.** A dog which has been entered in a Novice “A” class for which it is not eligible to be entered in due to class restrictions on the dog or handler

may be moved to the Novice “B” class under the following conditions:

The request for the move must be in writing and presented to the superintendent or trial secretary at least 30 minutes prior to the start of each trial.

The request must state the reason and justification for the move from a Novice “A” class to the Novice “B” class.

**Section 22. Declining Entries and Excusing a Dog from the Trial.** The Event Committee may decline any entries or may remove any dog from its event for cause, but in each such instance shall file good and sufficient reasons for doing so with the American Kennel Club.

### **Section 23. Handling Dog Aggression.**

#### **Event Committee Responsibility:**

Any dog, that in the opinion of the Event Committee, attacks a person or a dog at an AKC event, resulting in an injury, and is believed by that Event Committee to present a hazard to persons or other dogs, shall be disqualified. When the dog is disqualified by the Event Committee pursuant to this section, a report shall be filed with the Executive Secretary of the American Kennel Club. The disqualified dog may not again compete at any AKC event nor be on the grounds of an AKC event unless and until, following application for reinstatement by the owner to the American Kennel Club, the owner receives official notification in writing from the AKC that the dog’s eligibility has been reinstated. If the Event Committee becomes aware of any act of dog aggression that takes place in association with their event, the Committee must look into the incident and complete the form (AEDSQ4). No exhibitor complaint is required. Please refer to *Dealing With Misconduct at American Kennel Club Events*.

#### **Judge’s Responsibility:**

1. If a dog displays THREATENING OR MENACING BEHAVIOR toward a person in the ring, a dog at the start line, or leaves the ring and displays these behaviors toward a person or dog outside of the ring:

- The judge must EXCUSE the dog from the ring and mark “EXCUSED” in the catalog, stating the reason.

2. If a dog in the ring ATTACKS another dog (usually at the start line), leaves the ring and ATTACKS another dog, or runs into the ring and ATTACKS another dog:

- The judge must EXCUSE the dog and seriously consider doing so for the remainder of the day or series of shows, and must mark “EXCUSED” in the catalog, stating the reason.

- The judge must fill out a current DOG ON DOG ATTACK form (AEDSQ3) and have the Event Committee/Secretary FAX it to AKC Event Operations within 72 hours of the incident.

3. If a dog ATTACKS any person in the ring or ATTACKS the judge while being measured:

- The judge must DISQUALIFY the dog, and mark “DISQUALIFIED” in the catalog, stating the reason.

- The judge must fill out a current DISQUALIFICATION FOR ATTACKING form (AEDSQ1) and have the Event Committee/Secretary FAX it to AKC Event Operations within 72 hours of the incident.

4. If a dog either displays THREATENING OR MENACING BEHAVIOR, or ATTACKS a VMO or Field Representative while being measured:

- The behavior must be reported immediately to the Event Committee, asking for an investigation to determine if the dog should be DISQUALIFIED and/or asked to leave the show grounds. The Judge of Record should also be notified that the dog could not be measured.

5. Any dog presented for measurement by the Judge of Record that is unable to be measured due to AGGRESSION must be excused by the judge of record as described in Section 1 above.

**Note:**

- In any of the above situations, if there is an EXCUSAL, this type of report becomes part of the dog's record and is applied toward the dog being permanently barred from AKC agility events. If two separate incidents are reported to the AKC Director of Agility, the dog will be barred from all future AKC agility events.
- In any of the above situations, if there is a DISQUALIFICATION, this type of report signifies that the dog may not compete at any AKC event nor be on the grounds of any AKC event unless and until, following application for reinstatement by the owner to the AKC, the owner receives official notification in writing from the AKC that the dog's eligibility has been reinstated.
- If a dog is DISQUALIFIED and the Event Committee determines the dog to be a possible danger, the dog must be removed from the show grounds. The Event Committee always has the option of asking that any dog be removed from the show grounds if they feel that the dog is a threat to other dogs or to people.
- In all instances of aggression associated with an event:
  - The judge must submit to the Director of Agility, a written report of the incident along with the judge's trial report.
  - The Trial Chairman must submit to the AKC, a written report of the incident along with the Trial Chairman's report.
  - The Trial Secretary must submit to the AKC, a written report of the incident along with the trial catalog.

**Section 24. Ribbons and Rosettes.** A club holding a licensed or member trial shall offer a ribbon or rosette to each dog that receives a qualifying score, and to dogs placing first through fourth in each height division of each class.

Each qualifying score ribbon or rosette shall be dark green in color, at least two inches wide and approximately eight inches long and shall bear on the face a facsimile of the seal of the American Kennel Club, the words "Agility Trial," "Qualifying Score," and the name of the trial-giving club.

Ribbons or rosettes must also contain the name of the class, date and location of the event, all of which may appear on the face or the back tab or label.

Placement ribbons or rosettes shall conform to the foregoing requirements except that they shall state First, Second, Third, or Fourth Place in place of "Qualifying Score," and shall be the following colors:

First Place.....Blue  
Second Place .....Red  
Third Place .....Yellow  
Fourth Place .....White

At licensed or member trial, placement and qualifying ribbons are only required when there is an entrant in the class.

At a licensed or member trial, placement ribbons shall not be awarded to any dog that does not acquire a qualifying score.

If qualifying or placement ribbons or rosettes are awarded at sanctioned trials, they must not conform to the requirements specified above, but shall be the following colors:

First.....Rose  
Second .....Brown  
Third .....Light Green  
Fourth .....Gray  
Qualifying .....Green with pink edges

**Section 25. Catalogs.** A club holding a licensed or member club agility trial must prepare an official catalog once entries have been closed and drawn. The catalog must list the dogs in the order drawn in each class along with the full AKC name, AKC number, breed, date of birth, sex, name of owner (and handler, if different from owner) and if the dog is handled by a junior handler include their AKC junior handler number. Additionally, the catalog shall list the owners and their addresses.

The catalog must state the name of the trial-giving club, the date and exact location of the event, and whether the event is "licensed by the American Kennel Club," or held by an "AKC member club." The catalog shall measure not less than 5 ½ x 8 ½ inches, and not exceed 8 ½ x 11 inches and must have the AKC logo on the front cover.

The catalog must be prepared in the following class order regardless of the order in which the classes were run at the event. All Standard classes, followed by all Jumpers With Weaves classes, followed by the T2B class, followed by all FAST classes, with the jump heights listed from low to high.

Novice A  
Novice B  
Open  
Excellent A  
Excellent B  
Time 2 Beat

Novice Preferred  
Open Preferred  
Excellent A Preferred  
Excellent B Preferred  
Time 2 Beat Preferred

The following certifications must appear in the catalog and may not be truncated:

### Judge's Certification

I certify that \_\_\_ dogs received qualifying scores in Std class and \_\_\_ dogs received qualifying scores in JWW class and \_\_\_ dogs received qualifying scores in T2B class and \_\_\_ dogs received qualifying scores in FAST class in this event and that the above information identifying these dogs was entered prior to my/our signing this page.

---

Judge's Signature

### Agility Trial Secretary's Certification

I certify that the Judge(s) has verified the above information and signed this page. Number of dogs entered in Std class \_\_\_\_\_, number of dogs entered in JWW class \_\_\_\_\_, number of dogs entered in T2B class \_\_\_\_\_, and number of dogs entered in FAST class \_\_\_\_\_. Number of dogs withdrawn from Std class \_\_\_\_\_, number of dogs withdrawn from JWW class \_\_\_\_\_, number of dogs withdrawn from T2B class \_\_\_\_\_, and number of dogs withdrawn from FAST class \_\_\_\_\_. Total participating in Std class \_\_\_\_\_. Total participating in JWW class \_\_\_\_\_. Total participating in T2B class \_\_\_\_\_. Total participating in FAST class \_\_\_\_\_. Total number of qualifying scores \_\_\_\_\_.

---

Trial Secretary's Signature

A minimum of two (2) copies of an unmarked catalog must be printed after the closing date/time of pre-trial move-ups unless the club has the ability to make copies on-site and/or has redundant computer equipment on-site, then the minimum is reduced to one (1) copy. The printed catalog(s) must be updated daily to account for day-to-day move-ups if the trial weekend encompasses three (3) or more consecutive days. The unmarked catalog(s) must be at the event prior to the start of the trial. Following completion of judging, the Agility Trial Secretary shall mark the official catalog with the letter "Q" for "Qualified" next to the names of all dogs that received qualifying scores. The judge(s) shall then certify the accuracy of the marked awards, and both Agility Trial Secretary and the judge(s) shall complete their appropriate certifications. Separate certifications (both judge(s) and Trial Secretary's) for each judge of record, are required in the catalog.

**Section 26. Scorekeeping Requirements.** The following information shall be recorded in the official catalog submitted to the AKC.

- In the header for each height division of each class, the following information should appear:
  - Number of entries (number of entries at closing less the number of entries withdrawn)
  - Number competing in the class
  - Number of qualifying scores
  - Number of withdrawals
  - Course yardage
  - Standard Course Time
- Record next to each entry of each dog one of the following:
  - Qualified (Q)
  - Did not qualify (NQ)
  - Absent (ABS)
  - Excused for aggression (EXC)
  - Disqualified for attack (DQ)
  - Withdrawn – in season (AIS)
  - Withdrawn – judge change (AJC)
- If “Qualified,” the dog’s score and actual running time (to the 100<sup>th</sup> of a second) shall also be recorded. Additionally, if the dog places first (1<sup>st</sup>) through fourth (4<sup>th</sup>) in its height class the placement shall be recorded next to the dog’s information in the left-hand column.
- If “NQ,” “ABS,” “AIS,” or “AJC” nothing else is recorded in the catalog. No recording fees are due for dogs that are withdrawn for a bitch in season or due to a judge change.
- If “EXC,” a brief description must also appear in the catalog and should also be described in the Trial Chairman’s report, the judge’s report, and the Trial Secretary’s report. In case of a dog-on-dog attack, the appropriate form must be completed.
- If “DQ,” a brief description must also appear in the catalog and should also be described in the Trial Chairman’s report, the judge’s report, and the Trial Secretary’s report. The appropriate form must be completed and faxed to the AKC.

Scores should be posted for the exhibitors at the trial site with dog’s actual running times to the 100<sup>th</sup> of a second (even for “NQ’s”). The club must make the following information available for each height class: the course yardage and Standard Course Time, and for each participant their score (if qualifying), actual running time and placement (if first through fourth).

**Section 27. Recording Fees.** At every licensed or member club trial, a recording fee of \$3.00 shall be required for the first entry of each dog, and \$3.00 for each additional entry of the same dog. (Each day is a separate trial.) Non-regular agility classes do not require a recording fee. When a recording fee is calculated, it does not include withdrawals. (Effective 09/01/11 – At every licensed or member club trial, a recording fee of \$3.50 shall be required for the first entry of each dog, and \$3.00 for each additional entry of the same dog.)

**Section 28. Submission of Records.** An official marked catalog containing the names and other identifying information

for all entries indicating all dogs receiving qualifying scores and placements signed and certified by the judge(s) and the Trial Secretary, with a complete Trial Secretary's report, and recording fees must be sent to the American Kennel Club so as to reach its office within seven (7) days after the close of the event. Also within seven (7) days, the Trial Chair shall complete an "Agility Trial Chair Report" form online and submit it to the AKC Director of Agility electronically.

A club holding a licensed or member trial shall provide the judge(s) with a marked catalog. The club shall retain a marked catalog for their records, a copy of the course maps, as well as maintain all entry forms, a copy of the completed Dogs To Be Measured List, and move-up forms for a period of at least one (1) year. The judge must be provided their copy of the marked catalog prior to leaving the show site.

**Section 29. Cancellation of Awards.** If an ineligible dog has been entered and run in a licensed or member trial, or if the person or persons named as owner or owners on the entry form are not the person or persons who actually owned the dog at the time entries closed, or if the dog is run in a class in which it is not entered or not eligible for, or its entry form is deemed invalid by the American Kennel Club under the Rules and Regulations, all resulting awards shall be canceled by the American Kennel Club.

If an award is canceled by the American Kennel Club, the entrant of the dog shall return all prizes to the Secretary of the trial-giving club within 10 days of receipt of notice from the American Kennel Club of said cancellation.

**Section 30. Approval of Judges.** The American Kennel Club must approve judges officiating at licensed or member trials. A club may submit for approval the name of any licensed agility judge to judge at their event. Licensed agility judges are required to remain current regarding new regulations and policies by completing a Continuing Education Seminar every three years.

**Section 31. Judges' Responsibilities.** Judges are responsible for making agility trials meaningful and reasonably challenging, and for judging in accord with these *Regulations* and the *Agility Judges Guidelines*.

Judges must inspect the course area and check the equipment before starting the trial.

A judge may excuse a dog on any level if in his or her opinion the dog cannot be controlled. A judge may also excuse any dog which he or she considers unfit to participate.

The judges must promptly excuse any handler who willfully interferes with another dog or handler, or who abuses their dog, or in any way displays conduct prejudicial to the sport of dogs and the American Kennel Club, or who disregards a judge's direct order. The judge must report such incidents to the Event Committee for further action under Chapter 5 of the *Rules Applying to Registration and Discipline and Dealing With Misconduct* booklet.

Judges cannot compete in the event where they are judging.

Judges must attend an AKC continuing education seminar at least once every three (3) years and must meet the requirements as determined by AKC.

No judge may judge a dog at a licensed or member club trial if he or she or any member of his or her family owns or co-owns the dog. The word “family” shall include a spouse, a sibling, a parent or a child, (whether natural or adopted), or a household member of the judge in question, but shall not extend to other blood or legal relationships.

A judge may not accept an assignment that is within 30 days and 200 miles of a previously accepted assignment. This requirement does not pertain to sanctioned trials or breed specialties where only one breed is exhibiting.

Judges shall not review videotape for determination or explanation of a dog’s score. However videotape may be used in case of a stopwatch malfunction to determine a dog’s time.

## Chapter 2 Classes, Titles, and Height Divisions

**Section 1. Classes.** All agility classes held on the day of a member club or licensed trial must have prior approval by the AKC Secretary. Only approved classes such as the Standard (Std) Agility class, the Jumpers With Weaves class (JWW), Time 2 Beat class (T2B), FAST class and other approved non-regular classes are allowed. A dog may be entered in only one Standard Agility class, one Jumpers With Weaves class, one Time 2 Beat class, and one FAST class offered by a club per day. This shall not preclude eligible dogs from competing in additional prior-approved non-regular classes on the same day.

A licensed or member agility trial need not include all of the regular agility classes, but a club will not be approved to hold the Open Standard/Jumpers With Weaves/FAST class unless it also holds the Novice Standard/Jumpers With Weaves/FAST class, nor will it be approved to hold Excellent Standard/Jumpers With Weaves/FAST class unless it also holds the Open Standard/Jumpers With Weaves/FAST class.

Clubs are eligible to hold an all Standard class trial or an all Jumpers With Weaves class trial. A club may be approved to hold an Excellent Standard and/or Excellent Jumpers With Weaves only trial on the day preceding, or the day after a minimum of a two-day trial in which all levels of agility classes are offered. In addition a club may offer all levels of the FAST class and the T2B class on the day preceding, or the day after a minimum of a two-day trial in which all levels of agility classes are offered.

The licensed or member agility trial may also offer the T2B class and FAST Excellent classes, and/or the non-regular International Sweepstakes (ISC) class in conjunction with the Regular and Preferred classes on the Excellent trial day. Additional unrecognized non-regular classes may not be held at a licensed or sanctioned trial.

In addition, clubs may choose to allow dogs listed with AKC Canine Partners to participate if their trial is open to all breeds.

A club holding an agility trial may offer any or all of the following classes.

### Regular Titling Classes

**Novice Agility Standard & Novice Jumpers With Weaves Classes.** The Novice Agility Standard class and the Novice Jumpers With Weaves class are divided into Divisions A and B. **Division A** is for dogs that have never acquired any AKC agility title. Additionally, a dog entered in Novice A must be handled by a person that has never put an AKC agility title on any dog, and the handler must be the owner, co-owner, or a member of the owner's household. Handlers that co-own a dog and have never put an AKC agility title on a dog may enter the Novice A class regardless of the other co-owner's AKC agility accomplishments. Dogs eligible for Novice A may be entered in the Novice B class at the discretion of the owner. **Division B** is for dogs that have acquired the Novice Agility Standard title, or the Novice Jumpers With Weaves title, or for persons who have handled a dog to any AKC

agility title, and for dogs being handled by someone other than the owner, co-owner, or household member subject to the restrictions listed above. A dog may continue to be shown in the Novice B class until they have acquired a qualifying score towards their Open title. Whenever the Novice class is offered, both divisions A and B must be offered.

**Open Agility Standard Class.** Open to dogs that have acquired the Novice Standard or the Open Standard titles but have not acquired a qualifying score towards their Excellent Standard title.

**Open Jumpers With Weaves.** Open to dogs that have acquired the Novice JWW or the Open JWW titles but have not acquired a qualifying score towards an Excellent JWW title.

**Agility Excellent “A” Standard Class.** Open to dogs that have acquired the Open Standard title, and to dogs that have acquired the Agility Excellent Standard title but that have not acquired a qualifying score towards their Master Agility Excellent Standard title.

**Excellent Jumpers With Weaves “A” Class.** Open to dogs that have acquired the Open JWW title and to dogs that have acquired the Excellent JWW title but have not acquired a qualifying score towards their Master Excellent JWW title.

**Master Agility Excellent “B” Standard Class.** Open only to dogs that have acquired the Agility Excellent Standard title, and to dogs that have acquired the Master Agility Excellent Standard title.

**Master Excellent Jumpers With Weaves “B” Class.** Open only to dogs that have acquired the Excellent JWW title and to dogs that have acquired the Master Excellent JWW title.

Whenever the Excellent classes are offered both Divisions “A” and “B” must be offered.

(See FAST class descriptions in Chapter 9 and the Time 2 Beat class description in Chapter 10.)

**Section 2. Regular Agility Titles.** Credit toward AKC agility titles is earned only by qualifying in AKC licensed and member club agility trials. The titles earned at AKC agility trials are Novice Agility (NA), Novice JWW (NAJ), Open Agility (OA), Open JWW (OAJ), Agility Excellent (AX), Excellent JWW (AXJ), Master Agility Excellent (MX), Master Excellent JWW (MXJ), and Master Agility Champion (MACH).

The regular Time 2 Beat title is T2B. Regular FAST titles are Novice FAST (NF), Open FAST (OF), Excellent FAST (XF), Agility Master FAST Excellent (MXF).

The AKC will identify dogs qualifying for titles by the appropriate title designations (NA, NAJ, OA, OAJ, AX, AXJ, MX, and MXJ) following their AKC name in all official AKC records. In each case, the higher Standard or JWW title will supersede the preceding Standard or JWW title in all official AKC records such that the highest Standard and the highest JWW title will be listed. The AKC will identify a dog that achieves the Master Agility Champion title (MACH) by the appropriate designation (MACH) preceding their AKC name in all official AKC records. The MACH designation will supersede all lower level Regular Standard and Regular Jumpers With Weaves agility titles.

In order to acquire an agility title, a dog must earn the following number of qualifying scores per class level under at least two different judges.

Standard Class	Qualifying Scores Req'd	JWW Class	Qualifying Scores Req'd	Scores Obtained From
NA	3	NAJ	3	Novice A and/or B Class
OA	3	OAJ	3	Open Class
AX	3	AXJ	3	Excellent A Class
MX	10	MXJ	10	Excellent B Class

To obtain the MASTER AGILITY CHAMPION title (MACH), a dog must exhibit superior performance on the agility course. Speed and consistency are the two major qualities denoting “superior performance” and therefore they are the basis for the MASTER AGILITY CHAMPIONSHIP program.

In order to acquire the MASTER AGILITY CHAMPION title, a dog must achieve a minimum of 750 championship points and 20 double qualifying scores obtained from the Excellent B Standard Agility class and the Excellent B Jumpers With Weaves class.

### MACH Points

750 points required minimum

- 1 point is awarded for each full second under standard course time. (No partial points are awarded.)
- Dogs earn points from the Ex B Agility class and/or the Ex B Jumpers With Weaves class.

### Double Qualify (2Q's)

20 (2Q's) required minimum

- Dogs qualifying with scores of 100 in both the Ex B Agility class and the Ex B Jumpers With Weaves class on the same day.
- Qualifying in both the Ex B Agility class and the Ex B Jumpers With Weaves class on the same day equals 1 (2Q).

**Requirements General Scoring.** Only scores of 100 (clear rounds) obtained in the Excellent B classes will count towards a dog's Master Agility Championship requirements.

A dog does not have to obtain the Master Excellent title (MX) or the Master Excellent Jumpers With Weaves title (MXJ) prior to achieving scores that will count towards their Master Agility Championship title (MACH). A dog need not be in both “B” classes in order to start accruing MACH points. Any score of 100 (clear round) obtained in the Excellent B classes will count towards both the dog's Championship requirements, and the dog's MX titling requirements.

**Titles:** The MACH title initials will be followed by a numeric designation indicating the quantity of times the dog has met the requirements of the MACH title as defined above, e.g., 1500 MACH points and 40 2Q's = MACH2.

**Section 3. Height Divisions, Measurement, Measuring Devices.** Dogs may only be entered in one jump height division per day for all classes. The following jump height divisions shall be used in all trial Regular classes:

- 8 Inches: For dogs 11 inches and under at the withers.
- 12 Inches: For dogs 14 inches and under at the withers.
- 16 Inches: For dogs 18 inches and under at the withers.
- 20 Inches: For dogs 22 inches and under at the withers.
- 24 Inches: For dogs over 22 inches at the withers.
- 26 Inches: Dogs may be entered at this height at their owner's discretion.

Owners are responsible for entering the proper height divisions. Exhibitors are responsible for verifying the proper jump height is set prior to running. Handlers may opt to enter in a higher height division for all Regular titling classes, but not in a division lower than their proper height division. If the dog's height at the withers exceeds the maximum allowed for the jump height which the dog has entered, the dog shall be moved-up into the proper jump height if the dog was measured prior to their run. In no case may a dog be moved down in height based on a judge's measurement at a trial. Dogs that run in a height division lower than their proper division will be eliminated. Judges reserve the right to measure dogs they believe might belong in a different division, and any dog whose entry in a given division might be questioned. **Exception:** Owners/Handlers that have in their possession (on the show grounds) a permanent or valid temporary Jump Height Card for the dog in question, issued by the AKC Agility Dept., are exempt from being measured and the judge shall accept the measurement that is listed on the Jump Height Card.

All clubs are required to have an AKC approved official measuring device on site at the event. Only the approved measuring device shall be used to determine a dog's height for their Jump Height Card.

**Section 4. Jump Height Card.** All dogs competing in agility must possess an official AKC Jump Height Card. An official AKC Jump Height Card is defined as either a permanent jump height card, a valid temporary jump height form, copies of two different measuring forms (placing the dog in the same height class) dated on or after the dog's second birthday, or copies of three different measuring forms (two of which place the dog in the same height class) dated on or after the dog's second birthday.

At two (2) years of age two measurements are required by two different Volunteer Measuring Officials (VMO's) or AKC Field Reps. If these two measurements put the dog in two different jump heights, then a third measurement will be used to determine the dog's official jump height. The handler will retain all yellow forms until the second (or third) measurement is taken and the permanent jump height card is received from AKC. No permanent height card will be issued until the second (or third) measurement is officially recorded, with the exception of dogs measuring over 22 inches whose owner may request the issuance of a permanent height card with one measurement.

The owner's request to issue a permanent card for a dog that measures over 22 inches after one measurement will negate the option of any additional measurements for that dog's permanent jump height card. To receive the card after one measurement, the owner must sign and check the appropriate box on the Agility Measurement Form acknowledging the request to issue a permanent jump height card for dogs over 22 inches. In making this decision, it still allows for the owner to request that the dog be re-measured by using the Challenge Measurement Process in the future.

For dogs between 15 months and two years of age, one measurement is required. The handler will retain the yellow measurement form. This form is the dog's temporary jump height card; no card will be issued by AKC. A card will not be issued until the dog's permanent measurement is recorded. This temporary jump height card form expires on the dog's second birthday.

Dogs that do not have a valid Jump Height Card must be measured by a judge of record for that trial and will only be effective for that set of trials, excluding the dogs jumping in the 24-inch or 26-inch height division.

If an AKC Field Representative or a Volunteer Measuring Official (VMO) is present, all dogs that have not been issued a permanent Jump Height Card or temporary jump height (yellow) form must be measured for a Jump Height Card regardless of the jump height entered.

Any dog presented for measurement that is unable to be measured by the judge of record due to aggression must be excused by the judge of record. Dogs that cannot be measured for any other reason by the judge of record should receive an NQ in the catalog for all classes entered that day.

If a dog is measured by an AKC Field Representative or Volunteer Measuring Official (VMO) and is now eligible to jump in a lower height class, the measurement is only effective immediately for any future runs. This does not apply to a challenge measurement for a permanent jump height card for dogs two (2) years of age or older.

Prior to the second birthday, a dog may have one additional measurement after the initial official measuring. The measurement official shall be informed that the re-measurement is a "challenge" measurement and the box on the form shall be checked off.

Misrepresentation of a dog, including altering information on a Jump Height Card, is grounds for misconduct. Exhibitors should carry the original valid official Jump Height Card at each trial to present upon request.

If there is not an AKC Field Representative or Volunteer Measuring Official in attendance, all dogs that have not been issued a permanent Jump Height Card or temporary jump height (yellow) form may still compete; however, they must be measured by a judge of record for the trial, prior to running at each trial. The judge's measurement will be valid for this trial or back-to-back trials only. For the judge's planning purposes, the Trial Secretary should provide the judge with a list of dogs that need to be measured. This list is comprised of all entries where "My Dog Needs To Be Measured" was check-marked on the entry form. Jump height cards (including copies) do not have to be submitted to the trial secretary nor

are jump height cards required to be shown during check-in. If a measurement is necessary, it is the exhibitor's responsibility to have their dog(s) measured prior to running.

After the age of two (2), the owner of a dog is allowed a one-time request to make use of the challenge measurement process over the dog's lifetime. This challenge measurement process consists of a minimum of two (2) challenge measurements. If both challenge measurements place the dog into the same jump height class, then AKC will issue a new permanent card. If only one of the two challenge measurements places the dog in a different jump height class, then a third challenge measurement is required to determine the dog's jump height class.

Until such time that the dog has received all required challenge measurements, the dog must continue to compete at the "original" jump height. When the second (or third) measurement is completed in the Challenge Measurement Process and the new shoulder height is different from the Permanent Jump Height Card previously issued, the new shoulder height becomes effective immediately.

## **Chapter 3**

### **Obstacle Specifications and Performance Requirements**

**Section 1. Obstacle and Jump Specifications.** The following specifications will apply to all obstacles. When no tolerance or range is given for a dimension, a tolerance of 4.0 percent is implied. Tolerances do not apply when a range is specified.

**Section 2. Obstacle Performance.** The correct performance of each obstacle is listed immediately following the specifications for the obstacle.

#### **Section 3. Obstacles.**

**1. A-Frame.** The A-Frame is constructed from two panels, the top surface of which is constructed from wood or other fabricated material that can be properly surfaced. The panels are 35 to 49 inches wide, and their length is within 2 inches of 9 feet. Panels shall be flat and straight, and connected so as to eliminate gaps large enough to fit a dog's foot or toe. Panels may be 4 feet wide at the bottom and taper to 3 feet wide at the top if desired. The height of the A-Frame is to be set within 1 inch of 5 feet 6 inches, except for 4-inch and 8-inch jump heights, which shall have the A-Frame set to within 1 inch of 5 feet 0 inches. Top surface is a non-slip surface when wet or dry. Glossy paint is not allowed. Slats are placed across the width of the panels to provide footing. They are  $\frac{3}{8}$ -inch to  $\frac{1}{2}$ -inch thick and  $\frac{3}{4}$ -inch to 1  $\frac{1}{2}$ -inches wide, and they extend to within  $\frac{1}{4}$  inch of the panel sides. Slat edges shall be rounded or beveled so as not to be sharp, and  $\frac{1}{4}$ -inch radius is recommended. The centers of the slats are placed at 12-inch intervals with a 2-inch tolerance, and no slat is within 4 inches of the top of a contact zone. Contact zones are identified on the lower 42 inches of both panels with a  $\frac{1}{4}$ -inch tolerance. The color of the zones must contrast with the rest of the panel, but may not be white, black or brown. Bright yellow contact zones are recommended. It is recommended that the contact zone color extend to the side of the contact.

**Performance:** Dogs must ascend one panel and descend the other in the direction designated by the judge and they must touch the contact zone on the down side only, with any part of one foot prior to exiting the obstacle.

**2. Dog Walk.** The Dog Walk consists of a center section and two ramp sections, the surfaces of which are made from wood or other fabricated material that can be properly surfaced. All sections are 12 inches wide, plus or minus (+/-) an inch, and all are 12 feet long. Planks shall be connected so as to eliminate gaps large enough to fit a dog's foot or toe. Within a 2-inch tolerance, the top of the center section is 48 inches above the ground. The top surfaces of all sections must be non-slip when wet or dry. Glossy paint is not allowed. Slats that conform to those described for the A-Frame are placed across the width of the ramp sections to provide footing. Contact zones are identified on the lower 42 inches of both ramps with a  $\frac{1}{4}$ -inch tolerance, using the color specification described for the A-Frame.

**Performance:** Dogs must ascend one of the ramps, cross the center section, and descend the other ramp in the

direction designated by the judge. They must touch the down contact zone with any part of one foot prior to exiting the obstacle.

**3. Seesaw.** The Seesaw consists of a plank (or panel) made of a wood or fabricated material that can be properly surfaced and is supported near the center by a base that acts as a fulcrum. The plank is 12 inches wide with a 1-inch tolerance, and 12 feet long. The base extends at least 2 inches past the sides of the plank with a gap not to exceed 4 inches so that dogs can see the pivot point, with the exception of the ground support which may be wider. The plank is balanced so that it hits the ground in less than 3 seconds when a 3-pound weight is placed 12 inches from the raised end. Clubs must provide a 3-pound weight and stopwatch to check this setting. Judges are required to test the Seesaw's speed at the beginning of each trial weekend. The club must have on-hand the materials to correct a slow-dropping Seesaw (example: Duct tape/fasteners, weights, etc.). The height of the Seesaw measured to the top of the board at the pivot point is 24 inches plus or minus (+/-) 2 inches. The top surface of the plank must be non-slip when wet or dry. Glossy paint is not allowed. Slats are not allowed on the Seesaw. Contact zones, 42 inches long, are identified on each end of the plank with a ¼-inch tolerance, using the color specification described for the A-Frame.

**Performance:** Dogs must ascend the plank touching the "up" contact zone with any part of one foot and cause the plank to pivot. At least one paw must touch the "down" contact zone after the plank has touched the ground and prior to exiting the obstacle with all four (4) paws.

**4. Pause Table.** The top of the Pause Table is a 36-inch square, plus or minus (+/-) 2 inches, with a non-slip surface (carpeting may be used). The vertical edge of the top of the table top must be 3 inches or greater in height and it is recommended that the table edge be of a color in contrast to the running surface and ring gating. The table top must be light in color, no dark color(s) are allowed. The height of the table (within 1 inch) is 8 inches for the dogs in the 8-inch and 12-inch divisions, 16 inches for dogs in the 16-inch and 20-inch divisions, and 24 inches for dogs in the 24-inch and 26-inch divisions.

**Preferred Class Requirement:** The Pause Table shall be set at 8 inches for the 4-, 8-, and 12-inch jump heights, and 16 inches for the 16- and 20-inch jump heights.

**Performance:** The dog shall pause on the table for five cumulative seconds. The judge's count shall start once all four (4) paws have touched the table (and the dog remains on the table top). Neither a sit or a down position shall be required.

**5. Open Tunnel.** The Open Tunnel is a flexible tube of durable material that is capable of being formed into curved shapes. The two openings are round with a height and width of 24 inches plus or minus (+/-) 2 inches with 4-inch rib spacing recommended. Its length is 10 to 20 feet and it is secured in position to prevent a dog from moving it. No portion of a tunnel holder that is underneath the tunnel shall be more than 1½-inches thick and tunnel supports when used in location other than the beginning and end of the tunnel shall not have a rigid upright (i.e., steel/wood) that is capable

of fitting between the ribs thus possibly projecting into the tunnel.

Open tunnels must be made of an opaque material. To ensure safety, the color of the material of an open tunnel may not be black and if the tunnel is double lined, dark interiors such as dark blue, dark brown, dark green, dark red/burgundy, and dark purple shall not be allowed.

**Performance:** Dogs enter the end specified by the judge and exit the other end.

**6. Closed Tunnel.** The Closed Tunnel consists of a rigid entrance section, a solid material on both top and bottom of the chute opening. This construction should be as a continuous barrel look. A flat surface on the top is discouraged. The chute is attached to this barrel type of opening. The entrance section is 24 to 36 inches long, with the opening either 24 inches in diameter or 24 inches in width and height, with a 2-inch tolerance. The top edge of the opening shall be cushioned to prevent dogs from scraping their back when entering. Cushioning should not be included in the measurement. The bottom inside surface of the closed tunnel must have a non-slip surface. The non-slip surface must extend up the sidewalls to half the height of the barrel, or entrance section of the obstacle. The entrance section is either so heavy that dogs cannot move it when passing through the chute; or else it shall be secured in place.

The major portion of the tunnel is formed by a chute, which is constructed from an opaque, lightweight, rugged, cloth-like, water-resistant material, such as rip-stop nylon or pack cloth. It has only two openings, one of which is attached to the end of the entrance section, and one through which dogs exit the tunnel. The circumference of the chute flares from the circumference of the opening section to 96 inches at the exit. The length of the chute is such that the overall length of the Closed Tunnel is 12 feet with a 2-inch tolerance.

At the judge's discretion, the length of the fabric chute may be reduced to six (6) feet in length in severe weather conditions. Severe weather includes rain, sleet and snow, but does not include dew, or windy conditions.

**Performance:** Dogs must enter the rigid entrance section and exit through the fabric chute.

**7. Weave Poles.** The Weave Poles shall have a fixed base with a rigid upright, to support the pole, no greater than 4 inches high as measured from the ground to the top of the rigid support. The base shall be coated with a non-slip surface and may be no higher than ¾-inch and no wider than 3½-inches. The base should be secured, so that the weave poles do not move from their location on the course. The poles must be nominal pipe size of ¾-inch PVC (1-inch approximate outside diameter) +/- 1/16-inch tolerance and can be made from Schedule 40 pipe or furniture grade PVC, 40 inches in height, and uniformly spaced at intervals of 20 to 24 inches (22 inches is recommended measured center to center using two of the rigid upright supports, with a +/- ½-inch tolerance in spacing). Poles must be striped with a contrasting color so as to be visible to the dog. At a minimum, stripes must be placed at approximately 10 inches and 20 inches from the ground. The base support must be located within 4 inches of the pole on the opposite side of the dog's path.

(e.g. the first support on the left side of the pole number one, second support on the right side of pole number two, etc.). It is recommended that the base supports shall be a minimum of six inches long and shall be located as follows: “Six-pole section” – centered and placed at the off-side of the first and sixth pole and the off-side of the second and fifth pole. “Four-pole section” – centered and placed at the off-side of the first and fourth pole and the off-side of the second and third pole. “Three-pole section” – centered and placed at the off-side of the first and second poles. (Based upon ¼-inch x 3-inch steel.) Poles that flex at the base (spring type designs) are not allowed.

**Performance:** Dogs must enter the Weave Poles by passing between poles number 1 and number 2 from right to left. They must then pass from left to right through poles number 2 and number 3 and continue this weaving sequence until they pass between the last two poles. If the sequence is broken, the dog must restart the weave poles at the first pole, beginning anew between poles number 1 and number 2 from right to left. Dogs are allowed three attempts at the weave poles and then must go on.

**8. Bar Jumps.** Bar Jumps consist of bars that are supported by bar supports that are mounted to uprights. The supports must be positioned so that the tops of the bars can be set within ¼ inch of the seven different jump heights (4, 8, 12, 16, 20, 24, and 26 inches). Jump heights must be designated on the uprights by number or color coded. An additional position for a bar placed 2 to 6 inches above the ground is also required. Unless a jump is specified as a One Bar Jump by the judge, all jumps shall have at least two bars. In all classes the lower bar placement shall be determined by the judge.

The bars must be nominal pipe size of 1-inch PVC (1 5/16-inches approximate outside diameter) +/- 1/16-inch tolerance) and can be made from Schedule 40 PVC or furniture grade PVC, 4 to 5 feet long and striped for visibility. The bottom of the bar sits on top of the bar supports such that the bar is easily displaced. There must be adequate space for a bar to displace. Bar cups may be no wider than the bar, and they should have a lip that is no more than 1/8-inch higher than the support, although lips up to 1/4-inch are allowed. Bar cups may be no longer than 1 ½ inches (e.g. distance that sticks out from the upright). Bolts may not be used as bar supports. Bars “held” in place by Velcro™, magnets, bolts, etc. are not allowed. The inside of the uprights must be at least 32 inches tall, and the upright must be 1 to 4-inches wide.

**Preferred Class Requirement:** Bar Jumps are to be set at 4, 8, 12, 16, and 20 inches. For 4-inch jumping dogs a second (lower) bar is not required, but if provided, it should be placed under the top bar or directly adjacent to a ground bar that is directly under the top bar.

**Performance:** Dogs must jump over the top bar, without displacing it, in the direction indicated by the judge.

**9. Panel Jump.** The Panel Jump uses six cross-boards to give the illusion of a solid wall from the jump height to the ground. Specifications for the board supports and uprights are the same as for the Bar Jump. The cross-boards are 4 to 5 feet long, 3 to 4 inches wide, and no thicker than 1 inch. The top board for all jump height classes shall be a maximum of

4 inches high. Panels are to be supported 1 ¼ to 1 ¾ inches below the top of the board so as to be easily displaceable.

The support ends for the panels are recommended to be rounded like a jump bar fitting into a jump cup. This will keep the panels on the uprights in windy conditions; however, if wind conditions merit, the panel jump may be replaced with a bar jump. Flat plank ends on flat supports are discouraged.

**Performance:** Dogs must jump over the top bar, without displacing it, in the direction indicated by the judge.

**10. Double Bar Jump.** The Double Bar Jump consists of two parallel bars, 5 feet in length, positioned at the jump heights specified for the Bar Jump. It may be built as a special jump or assembled from two Bar Jumps. The distance between the centers of the bars is one-half the jump height (within a ½-inch tolerance), as follows:

Division	Distance Between Center to Center of Bars
4 Inches	2-4 Inches
8 Inches	4 Inches
12 Inches	6 Inches
16 Inches	8 Inches
20 Inches	10 Inches
24 Inches	12 Inches
26 Inches	12 or 13 Inches

In addition, two bottom bars, 5 feet in length, must be placed one under each horizontal bar and crossed to the ground crating an “X.” All other specifications are the same as for the Bar Jump.

**Preferred Class Requirement:** Set the Double Bar Jump at 4 inches high and between 2 and 4 inches wide for the 4-inch jump height class.

**Performance:** Dogs must jump over the top bars, without displacing either one, in the direction indicated by the judge.

**11. Triple Bar Jump.** The Triple Bar Jump consists of a series of three ascending bars 5 feet in length. The horizontal distance between adjacent bars is one-half the jump height, while the vertical distance is one-quarter the jump height. The table below lists the heights of the tops of the bars and the horizontal distance between the centers of the bars. Tolerances on these values are ¼ inch for the heights and ½ inch for the horizontal distances.

**Preferred Class Requirement:** The Triple Bar Jump for the 4-inch jump height class is to be set with the first bar on the ground approximately 4 inches in front of the back bar, which should be placed at 4 inches high. A third bar may be placed directly under the bar that is set at 4 inches. For 4-inch jumping dogs this jump will be set typically using two bars only. Dogs must clearly jump both bars for successful performance.

Division	Bar Heights (inches)	Horizontal Distance Between Center to Center of Bars (inches)
4 Inches	0, 4	4
8 Inches	4, 6, 8	4 Inches
12 Inches	6, 9, 12	6 Inches
16 Inches	8, 12, 16	8 Inches
20 Inches	10, 15, 20	10 Inches
24 Inches	12, 18, 24	12 Inches
26 Inches	12, 18, 26	12 or 13 Inches

**Performance:** Dogs must jump over all the bars without displacing any, in the direction that starts with the lowest bar.

**12. Tire Jump.** The Tire Jump consists of a tire (or a circular object that resembles a tire) suspended from a rectangular frame. The inner diameter of the tire is 24 inches plus or minus (+/-) 1 inch, and the wall is 3 to 8 inches thick. There must be at least 7 inches between the outside of the tire and the sides of the frame, and the frame must be tall enough to accommodate the tire at the seven different jump heights, as specified for the Bar Jump. The uprights of the frame shall be secured to the base and the base must be weighted or secured properly to the running surface. The jump height is measured from the ground to the bottom of the tire opening. The tire shall not be displaceable off the frame. The tire shall have a minimum depth of 2 inches and must be made of a flexible material, such as rubber or plastic to allow some give if hit by the dog.

**Preferred Class Requirement:** The Tire shall be set at 4 inches lower than the Preferred class jump height or as close as possible given the construction of the tire.

**Performance:** Dogs must jump through the tire opening in the direction specified by the judge without knocking the tire/frame over. The Tire Jump's height shall be set one jump height lower than the Bar Jump height, with the exception of the 4-inch jumping dog.

Tire Jump Height	Bar Jump Height
4 Inches	4 Inches
4 Inches	8 Inches
8 Inches	12 Inches
12 Inches	16 Inches
16 Inches	20 Inches
20 Inches	24 Inches
24 Inches	26 Inches

**13. Broad Jump.** The Broad Jump is composed of either four 8-inch sections or five 6-inch sections, and four corner markers. The actual width of the 8-inch sections is 7 to 8 inches, and the width of the 6-inch sections is 5 to 7 inches. The sections are constructed from a top piece and two side

pieces. The length of the sections are between 4 and 5 feet long, and they may be of different lengths. To improve visibility, either the center of the sections or both ends must be marked with a color-contrasting band that is at least 3 inches wide. The sections are of varying height, and they shall be arranged in ascending order.

Each section of a Broad Jump is at least ½-inch higher than the previous one, and the height of the front edge of a section is at least ½-inch lower than the back edge. No portion of any section may be lower than 3 ½ inches or higher than 8 ½ inches.

The length of the jump is twice the jump height of the division. Consequently, not all the sections are used in the lower height divisions. In those cases, the jump must be assembled with the lowest sections. The length of the jump (within 1 inch) and the number of sections is to be used for the different divisions as follows:

The corner markers are at least 1-inch wide and 36 inches high, and they may be decorated to improve visibility. They are either attached to the sides of the first and last sections, or they are freestanding and placed as close as possible to those positions. (Freestanding is recommended.)

**Preferred Class Requirement:** The Broad Jump shall be set as one board (the lowest) for the 4-inch jumping dogs.

Division	Length (inches)	No. of 6-inch Sections	No. of 8-inch Sections
4 Inch	6-8	1	1
8 Inch	16	2	2
12 Inch	24	3	3
16 Inch	32	4	3
20 Inch	40	5	4
24 Inch	48	5	4
26 Inch	52	5	4

**Performance:** Dogs must jump all sections without visibly moving or stepping on top of or between any broad jump board, entering between the marker poles placed near the front section and exiting between the poles placed near the back section. Touches and ticks of the leading edge of the first board and the trailing edge of the last board that do not visibly move the board shall not be faulted. The lowest section is the front. Touching or knocking over the corner markers is not faulted as long as the dog goes between them.

**14. Other Jumps.** Other jumps are permitted. Their uprights and bar supports must conform to the specifications for the Bar Jump, as do the jump heights. The top cross-piece over which the dogs jump must have a top edge that is flat for 4 to 5 feet and it must be supported on the bar supports so as to be easily displaceable. At least one more cross-piece must be used, as specified for the Bar Jump.

**Performance:** Dogs must jump over the top cross-piece, without displacing it, in the direction indicated by the judge.

## **Chapter 4**

### **General Course and Trial Requirements**

#### **Section 1. Course Size, Suitability, and Facilities.**

The agility trial committee and officials of the club or association holding the trial are responsible for providing the ring material, facilities, paperwork, official measuring devices, and agility equipment which meet the requirements of these *Regulations*. The area available for an agility trial should provide adequate space for crating and warm-up areas, in addition to the minimum course area requirements. The minimum useable course area must be 5,000 square feet for Novice, 6,500 square feet for Open, and 8,000 square feet for Excellent. Items that affect useable course space are columns, protrusions, bad/faulty surface, low ceilings and overhangs, etc. While the previous square footage areas are the minimum sizes, a 100' x 120' ring is ideal for agility. There should be consultation between the judge(s) and the Trial Committee on site selection and suitability of the site for the type of equipment to be used.

The course area must be moderately level and clear, and must be a minimum of 60-feet wide. Judges have the option to request a change of venue, or to cancel the event if conditions pose a hazard or danger and cannot be modified or corrected.

**Section 2. Surfaces, Matting.** Courses must be set up on non-slip surfaces, whether indoors or outdoors (packed dirt, grass, carpeting and padded matting are acceptable surfaces). If a course is run on concrete, the area must be fully matted or padded.

**Section 3. Course Requirements.** All courses must have clearly designated start and finish lines and all obstacles/jumps must be clearly and sequentially numbered. The course layout for each class must be conspicuously posted at least one-half hour before the start of the class.

Course designs must comply with the current edition of the course design standards and be submitted for approval to the AKC Agility Department.

**Section 4. Obstacle and Jump Positions.** Obstacles should generally stand alone. In Novice, the entrances should never be adjacent to one another, but entrances can be adjacent in Open and Excellent classes.

It is recommended that there be a minimum of 15 feet to 18 feet between obstacles, with a minimum of 18 feet to a jump, 21 feet to a spread jump, and a maximum of 30 feet between any two obstacles in sequence as measured along the anticipated path of a 20 inch high jumping dog. Spread jumps (Triple Bar and Broad Jump) shall not be the first obstacle on the course and if set up in sequence there shall be a minimum of 21 feet between the two spread jumps. To prevent the course from becoming spread out and too long, 25 feet to 30 feet spacing should be used only in special cases.

Contact obstacles such as the A-Frame, Dog Walk, and Seesaw shall not be set up in sequence, or as the first or last obstacle on a course.

The course must contain at least 50% winged jumps vs. non-winged jumps.

**Section 5. Approach Angles.** Approach angles are determined based on the anticipated path of a 20 inch high jumping dog through the obstacles. Approach angles to obstacles shall not exceed the following, with additional consideration for safety, based on the obstacle being approached and the running surface.

- All Novice classes – Generally not exceeding 90 degrees, but must not exceed two times at 135 degrees. (Exception: One 180 degree turn will be allowed.)
- All Open classes – Generally not exceeding 135 degrees, but must not exceed two times at 180 degrees.
- All Excellent classes – Generally not exceeding 180 degrees, but must not exceed two times at 270 degrees.
- All class Levels – A 180 degree turn from the exit of an Open Tunnel to the ascent of the A-Frame is not allowed.

**Section 6. Preparing a Ring for Agility.** The judge is allowed to send a diagram showing the positions of the contact obstacles prior to the date of the trial to facilitate course building. Additionally the judge may identify a list of other obstacles that may be grouped together (bunched) in different areas of the ring. The judge shall not send a copy of the course; neither shall they set any part of a course for the next day beyond the limits of what is stated above.

**Section 7. Course Distances, Times.** Course distances are determined by the judges based on the course as set and approved by the AKC Agility Department. When measuring the course distance, the judge shall use a 12-inch dog's typical path for the 4-inch, 8-inch and 12-inch height division and a 20-inch dog's typical path for the 20-inch, 24-inch and 26-inch height divisions. The 16-inch height division will have the course distance based on an average of the 12-inch and 20-inch dog's typical path.

**Section 8. Walk-throughs, Warm-ups.** Handlers are permitted to walk the course, without a dog, prior to the start of the class to plan their strategy. The walk-through is restricted to handlers entered in that class. Umbrellas are not allowed on the course during the walk-through.

Warm-up jumps are recommended, but only one jump per warm-up area will be permitted. The warm-up jump shall be placed off to the side and not on the course. No other practice equipment is allowed on the grounds.

**Section 9. Collars.** At the handler's option, dogs may run a course with or without a collar. The only collars allowed when running a course are flat buckle or rolled leather collars, but there shall be no attachments hanging or otherwise allowed on the collar. This shall not preclude painted or stitched designs or information on the collar. Dog's names and/or identifying information may appear on the collar. No title, awards, or advertising may appear on the collar. Dogs may be brought to the start line on slip leads, choke chains, body harnesses or other collars that are permitted on the trial grounds. Pinch/prong and electrical collars (dummy or not), head halters and special training collars are not allowed

anywhere on the trial grounds. When an agility trial is held on the same show grounds as other AKC venues (such as obedience and conformation), collar regulations of the other venues if more restrictive than agility shall take precedence.

**Section 10. Leashes.** Handlers shall be allowed to bring their dog to the start line on leash. Handlers shall comply with the judge's instructions for being ready to start their run, having their dog off leash and under control in a timely manner. Dogs shall not be faulted for the act of playing tug on the leash, nor for going to or picking up a leash laid in the ring (usually laid after the last obstacle or near the ring exit). A leash may not have excess material dangling from it, nor may it have any attachments including a fleece or leather wrap. Dogs shall be on leash at all times when on the show grounds except in the ring and at the warm-up jump area.

Dogs must enter and exit the ring with the leash attached to the dog's collar or harness, or in the case of a slip lead, with the noose completely around the dog's neck, with the other end of the leash held by the handler. Any entry or exit chutes added to the ring for the ease of getting dogs in and out of the ring are not considered to be part of the ring.

Clubs must provide a leash holder or a container for the leash runner to place the leash in or on, which can easily be located by the handler near the ring exit. Leashes or slip leads may not be hung on the ring barrier nor placed on the ground.

**Section 11. Hair Tie Back Policy.** Any dog whose hair over its eyes interferes with its vision, or whose hair on its ears interferes with the safe performance of the obstacles, may have the hair tied back with rubber bands.

**Section 12. Handling Aids.** Food and toys are not permitted in the course area and handlers are not permitted to use or have in their possession while running the course, whistles, stopwatches, leashes, fanny packs, or other handling/training aids.

**Section 13. Handler's Position.** Dogs can be worked on any side (left, right, front or behind) and at any distance in any class however; course layout (e.g., against a ring, gate, or wall) may restrict the handler's position.

**Section 14. Starting and Completion.** Judging the performance of the dog shall start as soon as the dog enters the ring. A dog's time starts whenever any part of the dog crosses the start line, defined as the plane of the first obstacle. A dog's time stops whenever any part of the dog crosses the finish line in the correct direction when the dog is in the closing sequence. The finish line is defined as the plane of the last obstacle. The closing sequence is defined by the completion of the second to last obstacle on the way to the finish obstacle. The dog shall be on leash when exiting the ring and not be allowed to run loose "off leash" around the trial site.

**Section 15. Training on Show Grounds.** No agility obstacle training is allowed on the show grounds except for the use of the warm-up jump. No training is allowed on the trial equipment from 12:00 a.m. the day of the trial, to at least one (1) hour after the completion of the trial (on the last day of any set of trials).

## Chapter 5 General Scoring Criteria

**Section 1. Maximum Score, Qualifying Score.** The maximum attainable score in the Standard and JWW classes is 100 points, in the FAST class it is 80 points. In order to earn a qualifying score a dog must pass with the minimum allowable score or better, and not receive any non-qualifying deductions. Reference Chapters 6 and 7 for minimum allowable score per class level.

**Section 2. Placements, Tied Scores.** Dogs must have a qualifying score to be eligible for a placement. The four highest scores shall be awarded first through fourth placements, respectively, with tied scores decided by the fastest time. (Time shall be measured and recorded to the nearest 1/100<sup>th</sup> of a second.)

In case of a tie in both score and time, a run-off will be held on the course of record or a course of lower skill level. The winner of the run-off based on score then time shall be awarded the higher placement.

**Section 3. Course Time Deductions.** Course time deductions are made as follows:

- Novice: 1-point deduction for every second over course time rounding down to whole numbers.
- Open: 2-point deduction for every second over course time rounding down to whole numbers.
- Excellent: 3-point deduction for every second over course time rounding down to whole numbers.

Time is called at course time plus 20 seconds, and the dog must be excused.

**Section 4. Faults.** The following penalties apply in all classes where applicable:

"R"	Refusal / Run-out (-5 points)
"W"	Wrong Course (-5 points)
"T"	Pause Table Fault (-5 points)
"F"	Failure to Perform / Elimination (NQ)
"E"	Excusal (NQ)

### (a) Refusals and Run-outs.

**Refusals:** It is considered a refusal when a dog starts toward an obstacle and ceases forward motion, or starts toward an obstacle and turns back on his path. However, the dog shall not be faulted for a refusal on the approach if, in the judge's opinion, the dog has not seen the obstacle. A dog is not considered to be on or in an obstacle until they are on it or in it with all 4 paws, thus being subject to refusals until they are totally on or in an obstacle. Conversely a dog has not exited an obstacle until it has left the obstacle with all 4 paws.

**Weaves:** A refusal has occurred at each incorrect entry to weave poles and/or each time a pole is missed during a weaving attempt.

A refusal is scored as a 5-point deduction.

**Run-outs:** A dog that passes the plane of the next correct obstacle, regardless of whether the dog saw or was approaching that obstacle, will be scored as a run-out. Run-out planes are defined as the point at which they can no longer attempt or complete a particular obstacle without turning back.

Run-outs are scored and signaled the same as refusals.

**(b) Wrong Course.** A wrong course occurs when a dog engages any part of an obstacle that is not the next one in sequence or the next obstacle in the sequence in the wrong direction. A dog is considered to have engaged an obstacle if they touch it with one paw or if they cross the plane of the obstacle by jumping over, going under or crossing through it. (Exception: A dog going under the A-Frame, Dog Walk or Seesaw is not considered to have committed a wrong course penalty, neither is a dog that runs across or jumps the flat of the fabric on the Closed Tunnel.) Also, back weaving is faulted as a wrong course when the dog has crossed the line of the Weave Poles three (3) times in a weaving motion in the wrong direction.

A wrong course is scored as a 5-point deduction per occurrence. An occurrence is defined as one deduction until the dog has returned to and engaged the correct obstacle, regardless of how many wrong obstacles are taken. When a dog does not return to the next correct obstacle, the judge shall signal an “F” in addition to the “W” and “R” if applicable, and will continue judging as if the wrong course had not occurred.

**(c) Pause Table Faults.**

- Leaving the table prior to completing the 5 second cumulative count. A 5-point deduction per occurrence and the dog must come back and finish the table with the 5-second count started anew.
- Anticipating the count (i.e. a dog is released or releases itself immediately before or during the judge’s command of “Go”). A 5-point deduction is incurred and the dog should not return to the table.

**(d) Outside Assistance.** Interference or outside assistance that aids or is intended to aid the performance of a singular dog or handler. Faults shall be at the judge’s discretion from a 5-point deduction to elimination.

**(e) Lead Out Advantage.** The following must be adhered to regarding lead out advantage:

- Handlers may lead out to as many obstacles as they wish.
- A handler may touch the dog to position the dog for the start of the course and may return to the dog and reposition it nicely without restriction, as long as neither the handler nor the dog has crossed the start line.
- Once a handler crosses the start line to lead out, he or she may not touch the dog for any reason. If the handler does so, he or she shall be faulted with an “F” or “E” depending on the circumstances.
- Once a handler has taken a lead out, if the dog breaks position (without crossing the start line), the handler may go back to reposition the dog to successfully approach obstacle #1, but may not touch the dog while

doing so. The handler may not lead out again (e.g. the dog must leave with the handler).

- If a dog breaks position before the handler is ready and has started the course, the handler may not reposition the dog at the start of the course. This is training in the ring and the handler shall be excused.

**Section 5. Mandatory Elimination (NQ).** The following individual faults call for Mandatory Elimination which shall be marked as an “F” on the scribe sheet resulting in a non-qualifying score (NQ). The dog/handler may continue their run except as may be noted elsewhere in these *Regulations*:

1. Handler or dog knocking down any obstacle or jump that is either presently being performed or will be performed. Handler jumps over, goes under, or steps on top of any obstacle. (If excessive the judge may excuse the handler for their own safety.)
2. Displacing the top bar(s) or panel of a jump.
3. Failure to clear the span of the Broad Jump.
4. Missing a contact zone (except missing the upside of the A-Frame or Dog Walk is not faulted).
5. Seesaw fly-offs.
6. Leaving the table and engaging another obstacle prior to completion of the 5 second count.
7. Failure to complete all obstacles that are part of the course as described in Chapter 3.
8. Running the wrong course and not correcting the run before crossing the finish line.
9. Handler touching obstacle that aids in the performance of the dog.
10. Contact between the handler and the dog that aids the performance of the dog.
11. Any contact of dog and handler at the Pause Table, Weave Poles, and contact obstacles.
12. Exceeding the refusal maximum for a given class.
13. Exceeding the wrong course maximum for a given class.

**Section 6. Mandatory Excusals.** Handlers can be excused by the judge at any time for inappropriate actions including, but not limited to those listed below.

The following faults call for mandatory excusal. The scribe sheet shall be marked “E” and the dog and handler are excused from the ring.

1. Handler continuously or conspicuously leads the dog through the course (excessive handling), uses harsh commands, or corrections.
2. Unsportsmanlike conduct.
3. A dog that leaves the course area and/or discontinues working and/or is unresponsive and/or out of control.
4. Exceeding the maximum course time.
5. Dogs fouling (includes vomiting) the ring at any time.
6. Four Paw Rule. If a dog commits all four feet on any ascent portion of a contact obstacle and fails to negotiate the ascent side of that obstacle, the judge

- shall instruct the handler to move the dog on to the next obstacle. If the dog re-engages the obstacle with one or more paws, the dog shall be excused.
7. Inappropriate collar on dog discovered after the dog has started its run.
  8. A handler that runs the course with handling aids.
  9. Training in the ring including corrections, purposefully touching the dog in order to get it to perform an obstacle or petting the dog on the Pause Table or contact obstacles to reinforce a behavior.
  10. Dogs biting handler, beyond playful nipping.
  11. Exceeding the fault limit of the class. Fault limits may be applied only if both the judge and the Trial Chairman agree that it is in the best interest of the trial to do so. If applied the fault limit shall be either three (3) or four (4) separate faults that would normally result in a non-qualifying score. When a dog has reached the established fault limit the dog shall be excused from the ring and the handler should endeavor to exit the ring in the most expedient manner possible. Fault limits are allowed only in the Excellent A and B Standard and Excellent A and B JWW classes.
  12. Failure to comply with judge's verbal instructions.
  13. Lead out advantage violation. Refer to Chapter 5, Section 4e; Lead Out Advantage.
  14. Any dog that does not enter or exit the ring on leash. On leash is defined as having the leash attached to the dog's collar or harness, or in the case of a slip lead, having the noose completely around the dog's neck.
  15. If the dog gets tangled up on the Closed Tunnel fabric, gets hung up going through the Tire, or falls off the ascent side of the Dog Walk, A-Frame, or Seesaw, the handler has the choice to immediately reattempt the obstacle once and then leave the course. Alternatively, the handler has the choice not to retry the obstacle the dog had trouble with and continue running the course.

## Chapter 6

### Standard Agility Classes

**Section 1. Criteria.** The following criteria applies to the Standard Agility classes:

- Novice A and B Agility
- Open Agility
- Excellent A Agility
- Excellent B Agility

**Section 2. Novice A and B Agility Class.** The focus of the Novice class shall be obstacle performance with minimal handling.

**Performance Standards:**

- Minimum allowable score required to qualify = 85
- Additional non-qualifying faults (beyond those listed in Chapter 5, Sections 5 and 6).
  - More than 2 Refusal/Run-outs
  - More than 1 Wrong Course
  - More than 2 Table Faults
- Refusals and Run-outs during the performance of the Weave Poles will not be faulted.

**Standard Course Time:**

- 8-inch Division = 1.85 yards per second, plus 5 seconds for the Pause Table
- 12-inch Division = 2.0 yards per second, plus 5 seconds for the Pause Table
- 16-inch Division = 2.15 yards per second, plus 5 seconds for the Pause Table
- 20-inch Division = 2.25 yards per second, plus 5 seconds for the Pause Table
- 24-inch Division = 2.20 yards per second, plus 5 seconds for the Pause Table
- 26-inch Division = 2.25 yards per second, plus 5 seconds for the Pause Table
- Time Penalties = 1 fault for every full second over Standard Course Time

**Minimum Obstacle Requirements:**

- Quantity = 14-16
- Obstacles required, allowed, and not allowed – refer to chart at the end of this chapter.

**Section 3. Open Agility Class.** The focus of the Open Agility class is on enhanced obstacle performance with more handling required.

**Performance Standards:**

- Minimum allowable score required to qualify = 85
- Additional non-qualifying faults (beyond those listed in Chapter 5, Sections 5 and 6).
  - More than 1 Refusal/Run-out
  - More than 1 Wrong Course
  - More than 1 Table Fault

**Standard Course Time:**

- 8-inch Division = 2.25 yards per second, plus 5 seconds for the Pause Table
- 12-inch Division = 2.35 yards per second, plus 5 seconds for the Pause Table

- 16-inch Division = 2.5 yards per second, plus 5 seconds for the Pause Table
- 20-inch Division = 2.65 yards per second, plus 5 seconds for the Pause Table
- 24-inch Division = 2.55 yards per second, plus 5 seconds for the Pause Table
- 26-inch Division = 2.65 yards per second, plus 5 seconds for the Pause Table
- Time Penalties = 2 faults for every full second over Standard Course Time

**Minimum Obstacle Requirements:**

- Quantity = 16-18
- Obstacles required, allowed, and not allowed – refer to chart at the end of this chapter.

**Section 4. Excellent A Agility Class.** The focus of the Excellent A class is to provide an opportunity for dogs and handlers to demonstrate their superior skills in agility.

**Performance Standards:**

- Minimum allowable score required to qualify = 85
- Additional non-qualifying faults (beyond those listed in Chapter 5, Sections 5 and 6).
  - Any Refusal/Run-out
  - Any Wrong Course
  - Any Table Fault

**Standard Course Time:**

- 8-inch Division = 2.50 yards per second, plus 5 seconds for the Pause Table
- 12-inch Division = 2.7 yards per second, plus 5 seconds for the Pause Table
- 16-inch Division = 2.85 yards per second, plus 5 seconds for the Pause Table
- 20-inch Division = 3.1 yards per second, plus 5 seconds for the Pause Table
- 24-inch Division = 2.9 yards per second, plus 5 seconds for the Pause Table
- 26-inch Division = 3.1 yards per second, plus 5 seconds for the Pause Table
- Time Penalties = 3 faults for every full second over Standard Course Time
- Course Time Limits. The following is the greatest allowable Standard Course Time allowed for this class based on jump height.
  - 8-inch Division = 76 seconds
  - 12-inch Division = 71 seconds
  - 16-inch Division = 71 seconds
  - 20-inch Division = 68 seconds
  - 24-inch Division = 72 seconds
  - 26-inch Division = 68 seconds
- Maximum Course Time. The maximum course time will be the Standard Course Time plus 20 seconds.

**Minimum Obstacle Requirements:**

- Quantity = 18-20
- Obstacles required, allowed, and not allowed – refer to chart at the end of this chapter.

**Section 5. Excellent B Agility Class.** The focus of the Excellent B class is to provide an opportunity for dogs and handlers to demonstrate their superior skills in agility.

**Performance Standards:**

- Minimum allowable score required to qualify = 100
- Additional non-qualifying faults (beyond those listed in Chapter 5, Sections 5 and 6).
  - Any Course Faults

**Standard Course Time:**

- 8-inch Division = 2.50 yards per second, plus 5 seconds for the Pause Table
- 12-inch Division = 2.7 yards per second, plus 5 seconds for the Pause Table
- 16-inch Division = 2.85 yards per second, plus 5 seconds for the Pause Table
- 20-inch Division = 3.1 yards per second, plus 5 seconds for the Pause Table
- 24-inch Division = 2.90 yards per second, plus 5 seconds for the Pause Table
- 26-inch Division = 3.1 yards per second, plus 5 seconds for the Pause Table
- Time Penalties = 3 faults for every full second over Standard Course Time
- Course Time Limits. The following is the greatest allowable Standard Course Time allowed for this class based on jump height.
  - 8-inch Division = 76 seconds
  - 12-inch Division = 71 seconds
  - 16-inch Division = 71 seconds
  - 20-inch Division = 68 seconds
  - 24-inch Division = 72 seconds
  - 26-inch Division = 68 seconds
- Maximum Course Time. The maximum course time will be the Standard Course Time plus 20 seconds.

**Minimum Obstacle Requirements:**

- Quantity = 18-20
- Obstacles required, allowed, and not allowed – refer to chart at the end of this chapter.

Obstacles	Class		
	Nov. Std.	Open Std.*	Ex. Std.*
Dog Walk	R (1)	R (1)	R (1)
A-Frame	R (1)	R (1)	R (1)
Seesaw	R (1)	R (1)	R (1)
Pause Table	R (1)	R (1)	R (1)
Weave Poles (1 set of poles only with quantities as listed, taken 1 time)	R (1) 6 poles	R (1) 9-12 poles	R (1) 9-12 poles
Open Tunnel	R Max (2)	R Max (2)	R Max (2)
Closed Tunnel	R Max (1)	R Max (1)	R Max (1)
Bar Jump	R	R	R
Double Bar Jump	R (2)	A (2) *	A (2) *
Panel Jump	R	R	R
Tire Jump	R	R	R
Broad Jump	R (1)	A (1) *	A (1) *
Triple Bar Jump	A (1)	A (1) *	A (1) *
One Bar Jump	A	A	R
Qty of Obstacles	14-16	16-18	18-20
*A minimum of two and a maximum of three spreads must be used and two different types of spread jumps must be used on the course.			

R = Required Obstacle

A = Allowed Obstacle

N = Not Allowed

( ) = Indicates the maximum number of times that this type of obstacle can be taken in the class. If not listed specifically otherwise, the quantity is unlimited.

## **Chapter 7**

### **Jumpers With Weaves Class**

**Section 1. Purpose.** This agility class is intended to be a fun yet competitive way to demonstrate a working relationship between dog and handler. In this class, dogs are not slowed down by the careful performance and control required by the contact obstacles and Pause Table. Dog/handler teams can therefore race through a course composed primarily of jumps demonstrating a dog's speed and jumping ability.

The following criteria applies to the Jumpers With Weaves Agility classes:

- Novice A and B Jumpers With Weaves
- Open Jumpers With Weaves
- Excellent A Jumpers With Weaves
- Excellent B Jumpers With Weaves

### **Section 2. Novice A and B Jumpers With Weaves Class.**

#### **Performance Standards:**

- Minimum allowable score required to qualify = 85
- Additional non-qualifying faults (beyond those listed in Chapter 5, Sections 5 and 6).
  - More than 2 Refusals
  - Any Wrong Course
- Refusals and Run-outs will not be faulted regarding the performance of the Weave Poles in this class.

#### **Standard Course Time:**

- 8-inch Division = 2.30 yards per second
- 12-inch Division = 2.5 yards per second
- 16-inch Division = 2.75 yards per second
- 20-inch Division = 3.0 yards per second
- 24-inch Division = 2.80 yards per second
- 26-inch Division = 3.0 yards per second
- Time Penalties = 1 fault for every full second over Standard Course Time

#### **Minimum Obstacle Requirements:**

- Quantity = 14-16
- Obstacles required, allowed, and not allowed – refer to chart at the end of this chapter.

### **Section 3. Open Jumpers With Weaves Class.**

#### **Performance Standards:**

- Minimum allowable score required to qualify = 85
- Additional non-qualifying faults (beyond those listed in Chapter 5, Sections 5 and 6).
  - More than 1 Refusal
  - Any Wrong Course

#### **Standard Course Time:**

- 8-inch Division = 2.80 yards per second
- 12-inch Division = 3.0 yards per second
- 16-inch Division = 3.25 yards per second
- 20-inch Division = 3.5 yards per second
- 24-inch Division = 3.30 yards per second
- 26-inch Division = 3.5 yards per second
- Time Penalties = 2 faults for every full second over Standard Course Time

**Minimum Obstacle Requirements:**

- Quantity = 16-18
- Obstacles required, allowed, and not allowed – refer to chart at the end of this chapter.

**Section 4. Excellent A Jumpers With Weaves Class.**

**Performance Standards:**

- Minimum allowable score required to qualify = 85
- Additional non-qualifying faults (beyond those listed in Chapter 5, Sections 5 and 6).
  - Any Course Faults

**Standard Course Time:**

- 8-inch Division = 3.05 yards per second
- 12-inch Division = 3.25 yards per second
- 16-inch Division = 3.5 yards per second
- 20-inch Division = 3.75 yards per second
- 24-inch Division = 3.55 yards per second
- 26-inch Division = 3.75 yards per second
- Time Penalties = 3 faults for every full second over Standard Course Time
- Course Time Limits. The following is the greatest allowable Standard Course Time allowed for this class based on jump height.
  - 8-inch Division = 55 seconds
  - 12-inch Division = 52 seconds
  - 16-inch Division = 50 seconds
  - 20-inch Division = 48 seconds
  - 24-inch Division = 51 seconds
  - 26-inch Division = 48 seconds
- Maximum Course Time. The maximum course time will be the Standard Course Time plus 20 seconds.

**Minimum Obstacle Requirements:**

- Quantity = 18-20
- Obstacles required, allowed, and not allowed – refer to chart at the end of this chapter.

**Section 5. Excellent B Jumpers With Weaves Class.**

**Performance Standards:**

- Minimum allowable score required to qualify = 100
- Additional non-qualifying faults (beyond those listed in Chapter 5, Sections 5 and 6).
  - Any Course Fault including any time fault

**Standard Course Time:**

- 8-inch Division = 3.05 yards per second
- 12-inch Division = 3.25 yards per second
- 16-inch Division = 3.5 yards per second
- 20-inch Division = 3.75 yards per second
- 24-inch Division = 3.55 yards per second
- 26-inch Division = 3.75 yards per second
- Time Penalties = 3 faults for every full second over Standard Course Time
- Course Time Limits. The following is the greatest allowable Standard Course Time allowed for this class based on jump height.
  - 8-inch Division = 55 seconds
  - 12-inch Division = 52 seconds
  - 16-inch Division = 50 seconds
  - 20-inch Division = 48 seconds

- 24-inch Division = 51 seconds
- 26-inch Division = 48 seconds
- Maximum Course Time. The maximum course time will be the Standard Course Time plus 20 seconds.

**Minimum Obstacle Requirements:**

- Quantity = 18-20
- Obstacles required, allowed, and not allowed – refer to chart at the end of this chapter.

Obstacles	Class		
	Novice JWW**	Open JWW*	Exc. JWW*
Dog Walk	N	N	N
A-Frame	N	N	N
Seesaw	N	N	N
Pause Table	N	N	N
Weave Poles (1 set of poles only with quantities as listed, taken 1 time)	R (1) 6 poles	R (1) 9-12 poles	R (1) 9-12 poles
Open Tunnel	A (2)	A (2)	A (2)
Closed Tunnel	A (1)	A (1)	A (1)
Bar Jump	R	R	R
Double Bar Jump	R (2)**	A (2) *	A (2) *
Panel Jump	A	A	A
Tire Jump	A	A	A
Broad Jump	A (1)**	A (1) *	A (1) *
Triple Bar Jump	A (1)**	A (1) *	A (1)*
One Bar Jump	A	A	R
Qty of Obstacles	14-16	16-18	18-20
*A minimum of two and a maximum of three spreads must be used and two different types of spread jumps must be used on the course.			
**A minimum of one and a maximum of two spreads is required in Novice JWW.			

R = Required Obstacle

A = Allowed Obstacle

N = Not Allowed

( ) = Indicates the maximum number of times that this type of obstacle can be taken in the class. If not listed specifically otherwise, the quantity is unlimited.

**Chapter 8**  
**Preferred Agility Classes**  
**Standard and Jumpers With Weaves**  
(established September 1, 2002)

**Section 1. Purpose.** These classes afford an opportunity for a greater variety of dogs, and their handlers to participate in the sport of agility. Owners/handlers have the choice of entering the Preferred classes with its modified standards as listed in this chapter, over those standards listed in Chapters 5, 6, and 7.

**Section 2. Standards.** The Preferred classes are subject to all standards as listed in the *Regulations for Agility Trials*, except as modified in this chapter.

**Section 3. Eligibility.** The Preferred classes are open to any dog eligible to enter an agility trial as defined in Chapter 1, Section 3. The same regulations apply for divisions A and B as those described for the regular titling classes.

The owner may choose to enter the Preferred Standard Agility class and Preferred Jumpers With Weaves class in lieu of entering the Regular Standard Agility class and the Regular Jumpers With Weaves class at any trial. The dog must be entered only in Preferred classes or in Regular classes, with no crossover between them being allowed at the same set of trials.

Owners/dogs are allowed to switch back and forth between the Preferred classes and the Regular classes, but not at the same set of trials.

**Section 4. Classes.** The Preferred Standard and Jumpers With Weaves classes are:

Preferred Standard Agility Classes

Novice Agility Preferred

Open Agility Preferred

Agility Excellent "A" Preferred

Master Agility Excellent "B" Preferred

Preferred Jumpers With Weaves Classes

Novice Jumpers With Weaves Preferred

Open Jumpers With Weaves Preferred

Excellent Jumpers With Weaves "A" Preferred

Master Excellent Jumpers With Weaves "B" Preferred

A club holding an agility trial must offer all of the Preferred classes and Preferred class levels equivalent to the Regular classes and Regular class levels offered at the trial. It is highly recommended that the Preferred classes be run concurrently with the Regular classes using the same course as the Regular classes to minimize exhibitor walkthroughs, judge's briefings, and jump height changes.

All dogs entering the Preferred classes for the first time must enter the Novice level in both the Preferred Standard Agility class and the Preferred Jumpers With Weaves class regardless of their previous title level in the Regular classes (Standard and JWW). There is no grandfathering of titles from the Regular classes to the Preferred classes or from the Preferred classes to the Regular classes. These classes are

separate titling programs and in both cases the dogs must start at the Novice level.

- Dogs may be entered in only one (1) Preferred Standard Agility class, one (1) Preferred Jumpers With Weaves class and one (1) Preferred FAST class per day.
- A dog may continue to compete at each level until they achieve a qualifying score at the next higher level.
- The Preferred Standard Agility class and the Preferred JWW class are separate titling programs and a dog may advance faster in one than the other. (A dog that has achieved its Novice Jumpers Preferred (NJP) title is eligible for and may enter the Open Jumpers With Weaves Preferred class. The same dog must also achieve three (3) qualifying scores in the Standard Novice Agility Preferred class before being eligible to move-up to the Standard Open Agility Preferred class.)

In order to acquire a Preferred Agility title, a dog must earn the following number of qualifying scores per Preferred class level, under at least two (2) different judges. (See chart of Qualifying Scores.)

#### QUALIFYING SCORES

Preferred Standard Agility Title	Qualifying Scores Required	Preferred JWW Title	Qualifying Scores Required	Scores Obtained From
NAP	3	NJP	3	Novice Preferred
OAP	3	OJP	3	Open Preferred
AXP	3	AJP	3	Exc. A Preferred
MXP	10	MJP	10	Exc. B Preferred

**Section 5. Preferred Agility Titles.** The Preferred Standard & Jumpers With Weaves titles are: Novice Agility Preferred (NAP), Novice Agility Jumper Preferred (NJP), Open Agility Preferred (OAP), Open Agility Jumper Preferred (OJP), Agility Excellent Preferred (AXP), Excellent Agility Jumper Preferred (AJP), Master Agility Excellent Preferred (MXP), and Master Excellent Jumper Preferred (MJP).

The Preferred FAST titles are Agility FAST Novice Preferred (NFP), Agility FAST Open Preferred (OFP), Agility FAST Excellent Preferred (XFP) and Agility Master FAST Excellent Preferred (MFP).

**Section 6. Recognized Achievement.** In order to recognize consistency and longevity in the Master Agility Excellent Preferred (MXP) and the Master Excellent Jumpers With Weaves Preferred (MJP) classes, the AKC will record and add to any dog's title the number 2 for achieving 20 qualifying scores in the Master Excellent Preferred classes. There is no limit to this achievement. For example, a dog with 30 MXP qualifying scores and 40 MJP qualifying scores would have the titles of MXP3 and MJP4.

**Section 7. Preferred Agility Excellent Title (PAX).**

To obtain the Preferred Agility Excellent title (PAX), a dog must exhibit superior performance on the agility course. Consistency is the main quality denoting “superior performance” and therefore is the basis for the Preferred Agility Excellent program. The highest level of achievement in the Preferred classes is the Preferred Agility Excellent title (PAX).

In order to acquire the Preferred Agility Excellent title, a dog must achieve 20 double qualifying scores obtained from the Preferred Excellent B Standard Agility class and the Preferred Excellent B Jumpers With Weaves class. Qualifying in both the Preferred Excellent B Standard Agility class and the Preferred Excellent B Jumpers With Weave class on the same day equals one (1) double qualifying score (2Q).

**Requirements / General Scoring.** Scores of 100 (clean rounds) obtained in the Excellent B Preferred classes will count towards a dog’s Preferred Agility Excellent requirement if the scores are earned in both Standard and Jumpers With Weaves on the same day.

A dog does not have to obtain the Master Agility Excellent Preferred (MXP) or the Master Agility Excellent Preferred JWW (MJP) titles prior to achieving scores that will count towards their Preferred Agility Excellent (PAX) title. Scores of 100 will count toward the dog’s MXP or MJP titles, and double qualifying scores count toward the PAX title even if the MXP or MJP title has not yet been achieved.

The PAX title will follow a dog’s AKC name in all official AKC records. The PAX title will be followed by a numeric designation indicating the quantity of times the dog has met the requirement of the PAX title as defined above, e.g. 40 2Q’s = PAX2, 60 2Q’s = PAX3, etc. The PAX title will supersede all lower Preferred agility titles, e.g. PAX2 will supersede an MXP4 and MJP4 but will not supersede an MXP5 or MJP5 or higher.

**Section 8. Preferred Agility Champion Title.** To obtain the PREFERRED AGILITY CHAMPION title (PACH), a dog must exhibit superior performance on the agility course. Speed and consistency are the two major qualities denoting “superior performance” and therefore they are the basis for the PREFERRED AGILITY CHAMPIONSHIP program.

In order to acquire the PREFERRED AGILITY CHAMPIONSHIP title, a dog must achieve a minimum of 750 championship points and 20 double qualifying scores obtained from the Excellent B Preferred Standard agility class and the Excellent B Preferred Jumpers With Weaves class.

**PACH Points**

750 points required minimum

- 1 point is awarded for each full second under Standard Course Time. (No partial points are awarded.)
- Dogs earn points from the Master Excellent “B” Preferred Standard agility class and/or the Master Excellent “B” Preferred Jumpers With Weaves class.

### Double Qualify (2Q's)

20 (2Q's) required minimum

- Dogs qualifying with scores of 100 in both the Master Excellent "B" Preferred Standard agility class and the Master Excellent "B" Preferred Jumpers With Weaves class on the same day.
- Qualifying in both the Master Excellent "B" Preferred Standard agility class and the Master Excellent "B" Preferred Jumpers With Weaves class on the same day equals 1 (2Q).

**Requirements General Scoring.** Only scores of 100 (clear rounds) obtained in the Excellent B Preferred classes will count towards a dog's Preferred Agility Champion requirements.

A dog does not have to obtain the Master Excellent Preferred title (MXP) or the Master Excellent Jumpers With Weaves Preferred title (MJP) prior to achieving scores that will count towards their Preferred Agility Champion title (PACH). A dog need not be in both "B" classes in order to start accruing PACH points. Any score of 100 (clear round) obtained in the Excellent B Preferred classes will count towards both the dog's Preferred Championship requirements, and the dog's MXP titling requirements.

**Titles:** The PACH title initials will be followed by a numeric designation indicating the quantity of times the dog has met the requirements of the PACH title as defined above, (e.g., 1500 PACH points and 40 2Q's = PACH2).

**Section 9. Height Divisions.** The following jump height divisions shall be used in all Preferred classes:

4 Inches	For dogs 11 inches and under at the withers.
8 Inches	For dogs 14 inches and under at the withers.
12 Inches	For dogs 18 inches and under at the withers.
16 Inches	For dogs 22 inches and under at the withers.
20 Inches	For dogs over 22 inches at the withers.

Dogs shall be moved down to the proper jump height if entered in the incorrect Preferred class jump height only if measured by a Volunteer Measuring Official, AKC Agility Field Representative or Judge(s) of Record.

**Section 10. Scoring Criteria.** The scoring for the Preferred classes shall be equal to that of its equivalent level in the Regular classes, as listed in Chapters 6 and 7 of these *Regulations*, with the exception of the Standard Course Times.

#### Standard Agility Preferred Classes

Novice Agility Preferred (NAP) =

Novice A and B Agility (NA)

Open Agility Preferred (OAP) = Open Agility class (OA)

Agility Excellent "A" Preferred (AXP) =

Excellent A Agility (AX)

Master Agility Excellent "B" Preferred (MXP) =

Excellent B Agility (MX)

Jumpers With Weaves Preferred Classes

Novice Jumpers With Weaves Preferred (NJP) =  
Novice A and B JWW (NAJ)

Open Jumpers With Weaves Preferred (OJP) =  
Open JWW (OAJ)

Excellent “A” Jumpers With Weaves Preferred (AJP) =  
Excellent A JWW (AXJ)

Master Excellent “B” Jumpers With Weaves Preferred  
(MJP) = Excellent B JWW (MXJ)

**Course Times:** The Standard Course Times (SCT’s) for the Preferred classes will be the same as the Standard Course Times for the Regular classes, as listed in Chapters 6 and 7 of these *Regulations*, plus five (5) additional seconds as shown in the chart below.

Regular Class Jump Height	Preferred Class Jump Height	Course Distance Based On	SCT's Based On Regular Classes (Chapters 6 and 7)	Added Time for Preferred Classes Std & JWW
24"	20"	20" Jumping Dog	24" Division SCT's	Plus 5 Seconds
20"	16"	20" Jumping Dog	20" Division SCT's	Plus 5 Seconds
16"	12"	16" Jumping Dog	16" Division SCT's	Plus 5 Seconds
12"	8"	12" Jumping Dog	12" Division SCT's	Plus 5 Seconds
8"	4"	12" Jumping Dog	8" Division SCT's	Plus 5 Seconds

- Maximum Course Time. The maximum course time will be the Standard Course Time plus 20

Example: An Open Standard Agility course that is 160 yards long for the 20-inch Regular class would have a SCT of (60 seconds plus 5 seconds for the table) = 65 seconds, based on Chapter 6, Section 3 of these *Regulations*.

In the Open Agility Preferred class the course yardage for the 16-inch class would also be 160 yards with a SCT of (65 seconds based on the Regular class plus 5 seconds for the table) = 70 seconds.

**Chapter 9**  
**Fifteen and Send Time (FAST) Class**  
(established January 1, 2007)

**Section 1. Purpose.** This agility titling class is meant to be an additional test of strategy, skill, accuracy, speed, timing and distance handling, to demonstrate a dog's athletic ability and willingness to work with its handler in a fast-paced atmosphere over a variety of agility obstacles. The class may be offered once per day as an additional class at a club's option. In order to offer the Open level, the Novice A & B level must be offered. In order to offer the Excellent A & B level, the Open level must be offered. The class is not part of the Master Agility Championship titling program.

The following criteria apply to the Fifteen and Send Time classes:

- Novice A & B FAST
- Novice Preferred FAST
- Open FAST
- Open Preferred FAST
- Excellent A & B FAST
- Excellent A & B Preferred FAST

**Section 2. Definition.** As indicated by the title the Fifteen and Send Time class uses fifteen (15) point valued obstacles and/or obstacle combinations. The course will include a "Send Bonus" or distance element that will award a bonus of twenty (20) points if completed successfully, and is identified as the "Send Bonus." Six of the fifteen (15) point valued obstacles must be single bar jumps (typically winged) valued at one point each. Winged jumps are assumed to have a value of one point unless otherwise denoted by the judge. Nine (9) additional obstacles on the course will be assigned unique values from 2 through 10 by the judge.

Additional obstacles (typically non-winged jumps) may be placed on the course, but with no assigned value. There is a maximum of 80 possible FAST class points awarded at all levels, which is the sum of the fifteen point valued obstacles (60 points) plus a Send Bonus value of 20 points. Teams must successfully complete the Send Bonus to achieve a qualifying score, as well as a minimum number of required points defined at each class level. To earn points, all obstacles must be completed in accordance with the obstacle performance requirements identified in these *Regulations*.

Course times are determined by level (Novice, Open or Excellent) and jump height. Standard Course Times (SCT's) are required as follows.

Teams will use the following Standard Course Time (SCT) to accumulate points, attempt a Send Bonus and to reach a judge-defined finish obstacle:

**Regular: Novice / Open / Excellent\***

<b>Jump Height</b>	<b>Standard Course Time</b>
8"	38 seconds
12" / 16"	35 seconds
20" / 24" / 26"	32 seconds

**Preferred: Novice / Open / Excellent\***

<b>Jump Height</b>	<b>Standard Course Time</b>
4"	41 seconds
8" / 12"	38 seconds
16" / 20"	35 seconds

\* Maximum Course Time. The maximum course time will be the Standard Course Time plus 20

An electronic timing horn/buzzer (preferably) or whistle will sound at SCT completion, whereby handlers will no longer have the right to earn points while on course and dogs must run to the finish obstacle to stop the clock. Electronic timing devices with horn or buzzer sounds are recommended for execution and consistent and accurate timing.

Handler contact aiding the performance of the dog to the finish obstacle will result in Elimination.

Teams will be assessed one (time) fault for every full second over SCT which will be subtracted from the total points (obstacle & Send Bonus total) accumulated on course to determine the final score. Order of placements will be determined by points first and fastest (shortest) time second.

In case of a tie in both points and time, a runoff must be offered. The runoff should be held preferably on the same course or alternately on a FAST course of another level. If a different course level is used to break the tie, the scoring method of that course will be used. This means it could be possible for an Excellent level tie to be broken on an Open or Novice level FAST course or vice versa. If either team chooses not to rerun to break the tie then they may concede the win and take the lower placement. If a team is not available for a runoff (e.g. have left the trial site) then the team that is available will receive the higher placement. Another acceptable method of breaking a tie would be to flip a coin to determine the winner if both teams agree.

A minimum of two and maximum of three unique contact obstacles will be required on the course. A minimum of two contact obstacles must have a point value assigned. A maximum of four contacts may be performed to earn points (i.e. one contact taken twice for differing point values). Weave poles are a required obstacle on course: a minimum of 9-12 weave poles will be required for Excellent/Open class levels and six (6) weave poles are required on Novice courses. The balance of obstacles may include single, double and triple jumps, open and closed tunnels, panel jumps, broad jumps and tires or a combination of these obstacles.

Courses may be modified from either the Standard or Jumpers With Weaves courses approved for that event, with the stipulation that the course must be modified in such a way as to be random in pattern with no discernable flow. This will encourage variation in handler course strategies. Up to two (2) intersecting start lines may be set. A single Finish obstacle consisting of a jump or open tunnel is required somewhere on the course. Numbered flags (white background color and black number) or elevated placard signs for numbers 2 through 10 are highly recommended for ease of judging and scoring.

Microphone headsets may be used by the judge and scribe as an aid in scoring the run and answering any questions that arise. However, the judge's calls must be audible to the competitor in the ring.

Obstacles that are bi-directional may be taken in either direction to earn points unless otherwise directed by the judge. The judge may require any obstacle to be taken in only one direction for points.

Bi-directional obstacles, whether they have dual point values or not, may not be taken back-to-back (immediately repeated without doing another obstacle in-between) for points. Faulted contact obstacles may be repeated for an attempt to earn points, but may not be attempted in back-to-back fashion.

Weave poles may be reattempted immediately from either end if faulted, but if bi-directional must be restarted at the original entry and completed correctly from start to finish to earn points. If a judge has elected to post dual values on the weave poles, one for each entry end, a competitor must complete all poles correctly in the designated direction to earn the assigned points.

The Send Bonus portion of the course must contain two to three pointed-obstacles. Handler distance restrictions for the Send Bonus portion must be: 15-20 feet in Excellent, 10-15 feet in Open, and 5-10 feet in Novice. In the Send Bonus portion of Excellent or Open level courses, the second of three obstacles may be plus/or minus a maximum of 5 feet from the distances required above. This variance can only be used in Open level classes if there are three (3) obstacles being used in the Send Bonus portion of the course. The total point value for all obstacles contained in the Send Bonus portion of the course must be no less than five (5) points and no greater than fifteen (15) points. In general, the Send Bonus portions should not be placed in close proximity to the start line(s). If contacts and weave poles are used in the Send Bonus portion of the Novice course, the minimum distance requirement of 5 feet must be used. Obstacle discriminations and changes of flow and/or direction are allowed, in the Open and Excellent Send Bonus sections. Judges shall call out "bonus" if the Send Bonus is correctly completed. A dog is considered to have completed the last obstacle of the Send Bonus when all 4 feet have touched the ground.

A tape used for marking the Send Bonus handler restricted distance must be of a bright contrasting color and should be secured to the floor or ground in an appropriate manner. Golf tees are an appropriate method of holding the line in place when on grass or dirt. Tape may be used when on indoor surfaces but silver duct tape is not to be used for the line, as it is not visible enough to the handlers. Colors such as hot pink, bright green or yellow are recommended.

Refusal, run-out and wrong course faults will not be assessed on course except during the Send Bonus. Once the first Send Bonus obstacle is completed, any refusals, run-outs and/or wrong courses in the sequence will negate the Send Bonus. In this case, point values may still be earned for corrected refusals or for Send Bonus obstacles taken out of sequence, but will result in a non-qualifying score due to not completing the Send Bonus challenge properly.

### Section 3. Performance Requirements for All Classes.

1. Obstacles are bi-directional for point values except for the closed tunnel, seesaw, broad jump and triple jump or unless specified differently by the judge.
2. A maximum of six jumps may be taken in any order for one (1) point each; however, the same jump may not be taken back-to-back. Any additional jumps taken will not be scored or penalized.
3. Judges may choose one bi-directional obstacle and assign a unique point value for each approach.
4. If an obstacle is repeated or faulted competitors may continue to accumulate points elsewhere on the course. They may also earn points for correctly performing a previously faulted obstacle. The exception to this rule is a displaced bar, as these will not be reset.
5. Points may be awarded for two different pointed contact obstacles taken in succession.
6. Refusals or run-outs will not be faulted anywhere on the course other than during the Send Bonus, and will ONLY negate the opportunity to earn the 20 points for the Send Bonus.
7. Time penalties at all levels are one (1) point for each full second over SCT.
8. Teams running to the finish obstacle after the whistle/horn/buzzer sounds cannot be faulted for taking additional obstacles on the way, however, they can be eliminated for handler contact that aids the dog's performance or by purposely touching the dog prior to stopping the time.
9. Teams must successfully complete the Send Bonus portion behind the judge-defined handler restriction line. Stepping on any part of the line before the dog has completed the last obstacle in the sequence will negate earning the Send Bonus points.

### Section 4. FAST Class Eligibility.

**Novice FAST Classes.** The Novice FAST class is divided into Divisions A & B in the Regular classes. Dogs are eligible to enter Division A if they have never acquired any AKC agility title. Additionally, a dog entered in Novice A FAST must be handled by a person that has never put an AKC agility title on any dog, and the handler must be the owner, co-owner, or a member of the owner's household. Handlers that co-own a dog and have never put an AKC agility title on a dog may enter the Novice A FAST class regardless of the other co-owner's AKC agility accomplishments. Dogs eligible for Novice A FAST may be entered in the Novice B FAST class at the discretion of the owner.

Dogs are eligible to enter Division B if they have acquired any Novice agility title, any Novice Jumpers With Weaves title, or any Novice FAST title. Additionally, Division B is for persons who have handled a dog to any AKC agility title, and for dogs being handled by someone other than the owner, co-owner, or household member subject to the restrictions listed above. A dog may continue to be shown in the Novice B FAST class until they have acquired a qualifying

score towards their Open FAST title. Whenever the Novice FAST class is offered, both Divisions A & B must be offered. The Novice Preferred FAST class is not divided.

**Open FAST Class.** Dogs are eligible to enter the Open FAST class if they have acquired a Novice FAST title or an Open FAST title but which have not acquired a qualifying score towards an Excellent FAST title.

**Excellent FAST "A" Class.** Dogs are eligible to enter the Excellent FAST "A" class if they have acquired the Open FAST title, and to dogs that have acquired the Excellent FAST title, but that have not acquired a qualifying score towards a Master Excellent FAST title.

**Master Excellent FAST "B" Class.** Dogs are eligible to enter the Master Excellent FAST class if they have acquired the Excellent FAST title and to dogs that have acquired the Master Excellent FAST title.

**Section 5. Novice A & B FAST and Novice FAST Preferred Class.** The focus of the FAST class at the Novice level will be to introduce the skill, timing and minor distance work involved in a game of strategy and point accumulation.

**Performance Standards:**

- Minimum score to qualify is 50 points which must include 20 points from the Send Bonus.
- Course requires two Send Bonus point valued obstacles taken at a handler restricted distance between 5 feet and 10 feet. Distance may vary within this range with a change in distance allowed between the (4/8/12/16") small dogs' heights and the (20/24/26") large dogs' heights only.
- Send Bonus obstacles may include six (6) Weave Poles or any contact obstacle if these are set at a handler restricted distance of no more than five (5) feet.
- Equipment allowed on course is equivalent to Novice Standard and Novice JWW allowed equipment (with two (2) contact minimum and one set of six (6) Weave Poles required).

**Section 6. Open FAST and Open Preferred FAST Class.** The focus of the FAST class at the Open level will be to test skill, timing and intermediate distance work involved in a game of strategy and point accumulation.

**Performance Standards:**

- Minimum score to qualify is 55 points which must include 20 points from the Send Bonus.
- Course requires two or three Send Bonus point valued obstacles taken at a handler restricted distance between 10 feet and 15 feet (+/- 5 feet allowance on the 2<sup>nd</sup> obstacle of 3 as per Chapter 9, Section 2). Distance may vary within this range with a change in distance allowed between the (4/8/12/16") small dogs' heights and the (20/24/26") large dogs' heights only.
- There are no Send Bonus obstacle restrictions. Discriminations and changes of direction are allowed in the Send Bonus sequence.
- Equipment allowed on course is equivalent to Open Standard and Open JWW allowed equipment (with two (2) contact minimum and one set of 9-12 Weave Poles required).

**Section 7. Excellent A & B FAST and Excellent A & B Preferred FAST Class.** The focus of the FAST class at the Excellent level will be to test skill, timing and distance work at the highest level involved in a game of strategy and point accumulation.

**Performance Standards:**

- Minimum score to qualify is 60 points which must include 20 points from the Send Bonus.
- Course requires three Send Bonus point valued obstacles taken at a handler restricted distance between 15 feet and 20 feet (+/- 5 feet allowance on the 2<sup>nd</sup> obstacle of 3 as per Chapter 9, Section 2). Distance may vary within this range with a change in distance allowed between the (4/8/12/16”) small dogs’ heights and the (20/24/26”) large dogs’ heights only.
- There are no Send Bonus obstacle restrictions. The Send Bonus sequence must include the minimum of one obstacle discrimination or one change of direction.
- Equipment allowed on course is equivalent to Excellent Standard and Excellent JWW allowed equipment (with two (2) contact minimum and one set of 9-12 Weave Poles required).

**Section 8. Titles and Requirements.**

**Novice FAST Title = NF.** Requires three Novice A or B FAST class qualifying scores of 50 points or greater under at least two different judges.

**Novice Preferred FAST Title = NFP.** Requires three Novice Preferred FAST class qualifying scores of 50 points or greater under at least two different judges.

**Open FAST Title = OF** Requires the NF title plus three Open FAST class qualifying scores of 55 points or greater under at least two different judges.

**Open Preferred FAST Title = OFP.** Requires the NFP title plus three Open Preferred FAST class qualifying scores of 55 points or greater under at least two different judges.

**Excellent FAST Title = XF.** Requires the OF title plus three Excellent A FAST class qualifying scores of 60 points or greater under at least two different judges.

**Excellent Preferred FAST Title = XFP.** Requires the OFP title plus three Excellent A Preferred FAST class qualifying scores of 60 points or greater under at least two different judges.

**Master Excellent FAST Title = MXF.** Requires the XF title plus ten Excellent B FAST class qualifying scores of 60 points or greater under at least two different judges.

**Master Excellent Preferred FAST Title = MFP.** Requires the XFP title plus ten Excellent B Preferred FAST class qualifying scores of 60 points or greater under at least two different judges.

**FAST Century 1 Title = FTC1.** Requires the MXF title plus one-hundred additional Excellent B FAST class qualifying scores of 60 points or greater. The FTC title initials will be followed by a numeric designation indicating the quantity of times the dog has met the requirements of the FTC title as defined above, e.g. 200 Excellent B FAST class qualifying scores of 60 points or greater = FTC2.

**FAST Century 1 Preferred Title = FTCP1.** Requires the MFP title plus one-hundred additional Excellent B Preferred FAST class qualifying scores of 60 points or greater. The FTCP title initials will be followed by a numeric designation indicating the quantity of times the dog has met the requirements of the FTCP title as defined above.

**Triple Q Excellent = TQX.** Requires the XF title. In order to acquire the Triple Q Excellent title, a dog must receive 10 triple qualifying scores obtained from the Excellent B Standard Agility class, the Excellent B Jumpers With Weaves Agility class, and the Excellent B FAST Agility class on the same day.

**Triple Q Excellent Preferred = TQXP.** Requires the XFP title. In order to acquire the Triple Q Excellent Preferred title, a dog must receive 10 triple qualifying scores obtained from the Excellent B Standard Preferred Agility class, the Excellent B Jumpers With Weaves Preferred Agility class, and the Excellent B FAST Preferred Agility class on the same day.

**Table 1 – Title Table.** [In order to acquire the following titles, a dog must earn the following number of qualifying scores and the minimum point value per class level under a minimum of two different judges.]

Regular Titrating Classes	Preferred Titrating Classes	# of Qualifying Scores & Minimum Qualifying Score Point Value	Scores Obtained From	Lower Level Title Required From
NF	NFP	3 Q's & 50 points minimum	Novice FAST Classes	None
OF	OFFP	3 Q's & 55 points minimum	Open FAST Classes	Novice FAST
XF	XFP	3 Q's & 60 points minimum	Excellent FAST "A" Classes	Open FAST
MXF	MFP	10 Q's & 60 points minimum	Excellent FAST "B" Classes	Excellent FAST "A"
FTC1	FTCP1	100 Q's & 60 points minimum	Excellent FAST "B" Classes	Excellent FAST "B"
TQX	TQXP	10 triple Q's	Exc. "B" Std/ JWW/ FAST*	XF / XFP

All FAST class titles are suffix titles.

\*To earn a triple Q, dogs must qualify in the following Excellent B classes on the same date: Standard, Jumpers With Weaves and FAST.

**Chapter 10**  
**Time 2 Beat (T2B) Class**  
(established July 1, 2011)

**Section 1. Purpose.** This optional agility titling class is meant to challenge the handler/dog to set a clean efficient line with an emphasis on speed and accuracy. The dog that sets the quickest time in each jump height will set the time to beat for that jump height. There will be a single class level and all dogs with any skill level (e.g. Novice, Open, Excellent) will compete on the same course.

The class (Regular & Preferred) may be offered once per day as an additional class at a club's option. This will aid clubs to add an additional class to the day without making multiple course changes that add time to the day.

**Section 2. Definition.** The Time 2 Beat (T2B) class is a combination course from the Standard and Jumpers With Weaves classes. While dogs of any skill level (e.g. Novice, Open, Excellent) are allowed to compete in T2B, to be successful dogs will need to demonstrate athletic ability and an advanced skill level.

**Section 3. Eligibility.** T2B has a single class level. Dogs eligible to enter Novice, Open or Excellent level classes may enter the T2B class. Dogs will be judged and points awarded by jump height.

**Section 4. Performance Standards.**

- The course must be completed before the dog reaches or exceeds the Maximum Course Time (MCT).
- Wrong courses are scored with a "W" on the scribe sheet and will result in a non-qualifying (NQ) score.
- Mandatory Eliminations (NQ) established for equipment as stated in Chapter 5, Section 5 will apply and result in a non-qualifying score (NQ). An "F" shall be marked on the scribe sheet and the dog and handler may continue their run except as noted elsewhere in these *Regulations*.
- Mandatory Excusals stated in Chapter 5 Section 6 will apply. The scribe sheet shall be marked with an "E" and the dog and handler are excused from the ring.
- Refusals/Run-outs (R) will **not** be scored.
- Weave poles must be completed in three (3) attempts or less, or a failure to perform fault (F) will be scored and the judge will ask the handler to go on.

**Section 5. Maximum Course Times (MCT).**

- 50 seconds for the 20, 24, & 26 inch jump heights
- 55 seconds for the 16 inch jump height
- 60 seconds for the 4, 8, 12 inch jump heights

No additional time is added for dogs entered in Preferred, as the fastest Preferred dog within each jump height will set the Time 2 Beat.

**Section 6. Scoring Criteria.** A qualifying score is obtained when the dog's run time is under the MCT and has incurred no course faults.

- The dog within a jump height with the fastest time (before times are truncated) with no course faults shall earn first place and 10 points. In the case of a

tie (e.g. same score and time), a run-off will be used to determine the first place dog. Only one dog per jump height shall be awarded 10 points. The time for the first place dog will establish the Standard Course Time (SCT) for the jump height division at the event. **NOTE:** If a dog within any jump height is disallowed by AKC after the trial has ended no scores for any qualifying dogs will be recalculated.

- All qualifying dogs with a time below that of the MCT shall earn between 1 point and 9 points (see chart below). A dog's run time is truncated for the purpose of calculating how many points are to be awarded. All dogs whose time was within 10% of the SCT shall earn 9 points, within 20% shall earn 8 points, etc. See the chart below.

<b><u>Dog's Run Time Compared to 1<sup>st</sup> Place Dog</u></b>	<b><u># of Points Earned</u></b>
<u>Within 10%</u>	<u>9 points</u>
<u>Within 20%</u>	<u>8 points</u>
<u>Within 30%</u>	<u>7 points</u>
<u>Within 40%</u>	<u>6 points</u>
<u>Within 50%</u>	<u>5 points</u>
<u>Within 60%</u>	<u>4 points</u>
<u>Within 70%</u>	<u>3 points</u>
<u>Within 80%</u>	<u>2 points</u>
<u>Within 90% or greater, but under the MCT</u>	<u>1 point</u>

The formula for the upper end of the percentage range is: (Fastest time in a jump height multiplied by the percentage) plus the fastest time in the jump height. Both the low and high end of the percentage range are truncated. Each dog's time gets truncated. A dog's time falls into a percentage range if it is greater than the low end and less than or equal to the high end of the range.

### **Point Calculation Example:**

If the Standard Course Time was: 28.73 seconds.

To calculate the range of dog's run times that will earn **9 points:** Take 28.73 and multiple it by 10% = 2.87.

Add 28.73 and 2.87 = 31.60 and truncate the result = 31.00.

Truncate the SCT of 28.73 = 28.00. The range of dog's run times for 10% is greater than or equal to 28 seconds and less than or equal to 31 seconds. Truncate the dog's time.

All qualifying dogs whose truncated run time is greater than or equal to 28 and less than or equal to 31 seconds earn **9 points.**

To calculate the range of dog's run times that will earn **8 points:** Take 28.73 and multiply it by 20% = 5.75. Add 28.73 and 5.75 = 34.48 and truncate the result = 34.00. The range of dog's run times for 20% is greater than 31 and less than or equal to 34.

All qualifying dogs whose truncated run time is greater than 31 and less than or equal to 34 seconds earn **8 points.**

To calculate the range of dog’s run times that will earn 7 points: Take 28.73 and multiply it by 30% = 8.62. Add 28.73 and 8.62 = 37.35 and truncate the result = 37.00. The range of dog’s run times for 30% is greater than 34 and less than or equal to 37.

All qualifying dogs whose truncated run time is greater than 34 and less than or equal to 37 seconds earn 7 points.

**NOTE:** Not all point values may be awarded for a jump height depending on the SCT for that jump height. If a dog’s time is equal to or greater than the MCT, no points are awarded.

**Section 7. Catalog Requirements.** Run times recorded in the marked catalog must not be truncated.

**Section 8. Titles.** To earn the T2B (Regular) or T2BP (Preferred) title, a dog must earn 15 qualifying scores and 100 points. The T2B title initials will be followed by a numeric designation indicating the number of times the dog has met the requirements of the T2B title as defined above. Each time a dog earns the T2B title the number of qualifying scores and points will be set to zero.

**Section 9. Minimum Obstacle Requirements.**

- Quantity = 17-19
- Obstacles required, allowed, and not allowed – refer to chart at the end of this chapter.

<b>OBSTACLES</b>	<b>Eligibility</b>
<u>Dog Walk</u>	<u>N</u>
<u>A-Frame</u>	<u>A* (2)</u>
<u>Seesaw</u>	<u>A* (2)</u>
<u>Pause Table</u>	<u>N</u>
<u>Weave poles 1 set of 12 poles</u>	<u>R* (2)</u>
<u>Open Tunnel</u>	<u>A (2)</u>
<u>Closed Tunnel</u>	<u>N</u>
<u>Bar jump</u>	<u>R</u>
<u>Double Bar Jump</u>	<u>A (2) 1 spread jump/course</u>
<u>Triple Bar jump</u>	<u>A (2) 1 spread jump/course</u>
<u>Panel Jump</u>	<u>A</u>
<u>Broad Jump</u>	<u>N</u>
<u>One Bar Jump</u>	<u>A</u>
<u>Tire</u>	<u>A</u>

R = Required Obstacle; A = Allowed Obstacle; N = Not Allowed

\*A combination of three (3) obstacles consisting of the Weave Poles and either the A-Frame, Seesaw or both are required to be used in course design. At least one contact and the Weave Poles are required on the course. The Weave Poles, A-Frame or Seesaw, may be taken twice to meet this requirement.

( ) Indicates number of times that this obstacle can be taken on the course.

**Chapter 11**  
**National Agility Champion Title**

**Section 1. National Agility Champion Titles.** A National Agility Championship title will be awarded annually to the overall winning dog of each jump height class at the AKC National Agility Championship. The overall winner for each jump height at the end of the event shall be entitled to be designated “National Agility Champion” (NAC) of \_\_\_\_\_ (year) and will be permitted to use the letters of NAC preceding the AKC name of each dog awarded this title.

**Preferred National Agility Champion Title.** A Preferred National Agility Championship title will be awarded annually to the overall winning dog of each Preferred jump height class at the AKC National Agility Championship. The overall winner for each Preferred jump height at the end of the event shall be entitled to be designated “Preferred National Agility Champion” (PNAC) of \_\_\_\_\_ (year) and will be permitted to use the letters of PNAC preceding the AKC name of each dog awarded this title.

**Section 2. National Agility Champion Defined.** The AKC National Agility Championship competition shall comprise a varied combination of Regular and Preferred Excellent level class challenges, in each of the event classes, all of which may be modified.

**Section 3. Dogs That May Compete.** To be eligible to compete, dogs are required to meet the minimum qualifications during a qualifying period set each year.

All dogs that are registered with the American Kennel Club or that have AKC Limited Registration, Purebred Alternative Listing/Indefinite Listing Privileges (PAL/ILP), or an AKC Canine Partners listing number, or Foundation Stock Service (FSS) breeds and who meet the minimum entry qualifications set forth for the event are eligible to compete in the AKC National Agility Championship, providing the entry is received prior to any entry limits being reached and before the event closing date/time.

## Chapter 12 **Versatile Companion Dog**

**Section 1. Versatile Companion Dog Titles.** Since January 1, 2001, the AKC has permitted the use of the letters following the names of each dog registered that completes the titles as follows:

- Versatile Companion Dog 1 (VCD1)  
CD, NA, NAJ, TD or CD, NAP, NJP, TD
- Versatile Companion Dog 2 (VCD2)  
CDX, OA, OAJ, TD or CDX, OAP, OJP, TD
- Versatile Companion Dog 3 (VCD3)  
UD, AX, AXJ, TDX or UD, AXP, AJP, TDX
- Versatile Companion Dog 4 (VCD4)  
UDX, MX, MXJ, VST or UDX, MXP, MJP, VST

**Section 2. Versatile Companion Champion Title.** Since January 1, 2001, the AKC has permitted the use of the letters VCCH preceding the name of each dog that completes the titles, as follows: OTCH, MACH or PACH and CT.

Note: Explanation of Titles  
(JWW = Jumpers With Weaves)

AX	Agility Excellent
AXJ	Excellent Agility Jumper
AXP	Agility Excellent "A" Preferred
AJP	Excellent JWW "A" Preferred
CD	Companion Dog
CDX	Companion Dog Excellent
CT	Champion Tracker
MX	Master Agility Excellent
MXJ	Master Agility Jumper
MXP	Master Agility Excellent "B" Preferred
MJP	Master Excellent JWW "B" Preferred
MACH	Master Agility Champion
NA	Novice Agility
NAJ	Novice Agility Jumper
NAP	Novice Agility Preferred
NJP	Novice JWW Preferred
OA	Open Agility
OAJ	Open Agility Jumpers
OAP	Open Agility Preferred
OJP	Open JWW Preferred
OTCH	Obedience Trial Champion
PACH	Preferred Agility Champion
TD	Tracking Dog
TDX	Tracking Dog Excellent
UD	Utility Dog
UDX	Utility Dog Excellent
VST	Variable Surface Tracker

Dogs listed with the AKC Canine Partners program are not eligible for Versatile Companion Dog titles.

**Chapter 13**  
**Non-Regular Agility Classes**  
**International Sweepstakes Class**

**Section 1. Purpose.** The International Sweepstakes Class (ISC) is a non-regular class providing a dog and handler an opportunity to demonstrate their advanced training and handling skills on various international style Standard and Jumpers With Weaves courses. The rules for this class are generally based on international rules.

The variety in International Agility course designs is very diverse, so handlers should be prepared to meet the “Challenge of the Day” when competing in the ISC class. The total challenge level may be easier, more difficult, or simply different from what is currently allowed in the Excellent class. Course designs will vary widely thus testing different skills on different days.

**Section 2. Eligibility of Dogs.** This class is open only to dogs that are eligible to compete in both the Excellent Standard class and the Excellent Jumpers With Weaves class, Regular or Preferred.

**Section 3. Eligibility to Hold the ISC Class.** Upon approval from the American Kennel Club, the ISC classes are allowed to be held in conjunction with an AKC approved agility trial. (The ISC classes may be held in conjunction with approved Excellent only agility trials.)

The ISC class shall follow either the criteria for the Standard ISC class and/or the Jumpers With Weaves ISC class at the discretion of the club. It is recommended that if the ISC class is offered on two consecutive days, the club offer Standard ISC one day and JWW ISC the other day. However, clubs may offer both ISC classes on consecutive days.

**Section 4. Ribbons, Rosettes and Awards.** It is recommended that non-regular class ribbons, rosettes and other awards (including any monetary awards) if offered, shall be awarded to the first through fourth placements as defined under scoring.

**Section 5. Recording Fees.** None at this time.

**Section 6. ISC Records.** The ISC class shall be printed as the last class in the catalog. A completed ISC class record including a complete list of dogs entered, course distances, standard course times, scores and placements, shall be mailed separately to the Director of Agility.

**Section 7. Jump Heights.** The ISC class shall be split into three (3) separate categories: Small Agility for dogs measuring 13 <sup>3</sup>/<sub>4</sub> inches and/or less at the withers, Medium Agility for dogs measuring 16 <sup>7</sup>/<sub>8</sub> inches at the withers and/or less, and Large Agility for dogs measuring greater than 16 <sup>7</sup>/<sub>8</sub> inches at the withers. As indicated in the equipment specifications for the ISC class, dogs entered in Small Agility jump 14 inches in height, dogs entered in Medium Agility jump 18 inches in height, dogs entered in Large Agility jump

26 inches in height. Exceptions and/or ranges exist at some jumps, see “Obstacle Specifications.”

**Section 8. Judges.** Only fully approved agility judges (non-provisional) will be approved to judge any ISC class. All judges shall submit course designs for review and approval four (4) weeks prior to the show.

**Section 9. Obstacle Specifications.** All specifications and performance requirements shall be as printed in Chapter 3, unless modified herein.

A-Frame	The A-Frame shall be in compliance with the 9'-0" panel specification. The apex of the A-Frame shall be set at 5'-6" for Small and Medium dogs. The apex of the A-Frame shall be set at 5'-7" for Large dogs. Performance: The dog must touch the upside contact zone as well as the downside with any part of one foot.
Dog Walk	The dog walk shall be in compliance with the 12' plank specifications. The contact zones on the upside and downside shall be 36" in length.
Seesaw	The contact zones on the upside and downside shall be 36" in length.
Contacts in General	For altering contact zones for the ISC class-recommend placing a clearly visible line using duct tape with the upside of the duct tape at 36" from the end of the board.
Pause Table	Top set at 12" for Small dogs, 16" for Medium dogs and 24" for Large dogs. <b>Performance:</b> The table count is a cumulative five (5) second count instead of a consecutive five (5) second count. The table position may be either the sit, down or stand position (where the dog is required to maintain the position for the five (5) second count). When the position is "stand" the count starts once the dog is standing and has stopped in place, with three or four feet in contact with the table. Significant movements will interrupt the judge's five (5) second count. The judge resumes counting once the dog has stopped again.
All Jumps including Bar Jumps, One Bar Jumps, Panel Jumps	The top bar or panel shall be set at 14" for Small dogs, 18" for Medium dogs and 26" for Large dogs.
Double Bar Jump	AKC standard with parallel top bars set at 12"-14" for Small dogs, 16"-18" for Medium dogs and 24"-26" for Large dogs.

Triple Bar Jump	AKC standard triple bar jump set with top bar at 12"-14" for Small dogs, 16"-18" for Medium dogs and 24"-26" for Large dogs. The bottom two bars should be spaced evenly and ascending to height listed above. Total width of spread measured centerline of bar to centerline of bar should be approximately that of the standard AKC triple bar jump for 12", 16" and 24" height classes.
Broad Jump	Jump length set at 16"-20" for Small dogs (2 boards used), 28"-36" for Medium dogs (3 to 4 boards used) and 48"-54" (4 to 5 boards used) for Large dogs.
Viaduct Jump	The Viaduct Jump is basically opaque like a panel jump with uprights on each end that are a minimum of 36" tall. Cut into the opaque surface are half-round like openings that the dog can see through. Size of the open half rounds will depend on the total height of the jump but shall not generally exceed ½ of the total surface area. The top of the Viaduct shall be set at 12"-14" for Small dogs, 16"-18" for Medium dogs and 24"-26" for Large dogs.
Ascending Spread Jump	An Ascending Spread Jump is two bar jumps placed together to form a spread. AKC's double/triple bar jumps shall not be used. The bars are placed in ascending order with the back bar set at 12"-14" for Small dogs, 16"-18" for Medium dogs and 24"-26" for Large dogs. the front bar shall be set at approximately 4" lower for Small and Medium dogs and 6" lower for Large dogs. The distance between the two bars of the spread shall be approximately 10"-12" for Small dogs, 12"-16" for Medium dogs and 16"-22" for Large dogs. <b>Performance:</b> Shall be the same as the Double Bar Jump.
Tire Jump	The AKC standard tire jump shall be used with the height set at 12" for Small dogs, 16" for Medium dogs and 24" for Large dogs as measured from the ground to the bottom of the tire opening.

**Section 10. Course and Trial Requirements.** The recommended course size for the ISC class is 10,000-12,000 square feet. The minimum course size for the ISC class shall be 8,000 square feet with no side shorter than 60 feet.

**Section 11. Equipment Requirements.**  
**Standard ISC Class: 18 – 20 Total Obstacles Required**

<b>REQUIRED OBSTACLES</b>	<b>QUANTITY RESTRICTIONS AND NOTES</b>
Dog Walk, A-Frame and Seesaw	A minimum of two (2) contact obstacles must be used. Must have at least two (2) different contact obstacles in the course. Maximum number of contact obstacles that can be taken on a course = four (4). No contact can be taken more than twice.
Spread Jump	A minimum of one (1) and a maximum of three (3) Spread Jumps are to be used on the course. (The Broad Jump, Double Bar Jump, Triple Bar Jump and Ascending Double Bar Jump are considered "Spread Jumps".)
Open Tunnel	Total number of times a dog can perform an Open Tunnel = three (3). (i.e.: One (1) Open Tunnel taken three (3) times, three (3) Open Tunnels taken once each, etc.)
Closed Tunnel	Total number of times a dog can perform a Closed Tunnel = two (2). (i.e.: One (1) Closed Tunnel taken two (2) times or two (2) Closed Tunnels each taken once.)
Tire Jump	No quantity restrictions.
10-12 Set of Weave Poles	Two (2) maximum (same set may be taken twice in course design).
One Bar Jump	No quantity restrictions.

<b>OPTIONAL OBSTACLES</b>	<b>QUANTITY RESTRICTIONS AND NOTES</b>
Pause Table	One (1) maximum
Panel Jump	No quantity restrictions.
Viaduct Jump	Two (2) times maximum.
Other Bar Jumps	No quantity restrictions.

**Jumpers ISC Class: 18 – 20 Total Obstacles Required**

<b>REQUIRED OBSTACLES</b>	<b>QUANTITY RESTRICTIONS AND NOTES</b>
10-12 Set of Weave Poles	Two (2) maximum (same set may be taken twice in course design).
Spread Jump	A minimum of one (1) and a maximum of three (3) Spread Jumps are to be used on the course. (The Broad Jump, Double Bar Jump, Triple Bar Jump and Ascending Double Bar Jump are considered "Spread Jumps".)
One Bar Jump	No quantity restrictions.

OPTIONAL OBSTACLES	QUANTITY RESTRICTIONS AND NOTES
Open Tunnel	Total number of times a dog can perform an Open Tunnel = three (3). (i.e.: One (1) Open Tunnel taken three (3) times, three (3) Open Tunnels taken once each, etc.)
Closed Tunnel	Total number of times a dog can perform a Closed Tunnel = two (2). (i.e.: One (1) Closed Tunnel taken two (2) times or two (2) Closed Tunnels each taken once.)
Tire Jump	No quantity restrictions.
Panel Jump	No quantity restrictions.
Viaduct Jump	Two (2) times maximum.
Other Bar Jumps	No quantity restrictions.

**Section 12. Course Distances and Times.** The standard course times are at the sole discretion of the judge, but shall generally follow these guidelines.

<u>Small</u> Standard ISC Class	2.75 yards per second to 3.50 yards per second
<u>Medium</u> Standard ISC Class	3.00 yards per second to 3.75 yards per second
<u>Large</u> Standard ISC Class	3.50 yards per second to 4.25 yards per second

<u>Small</u> Jumpers ISC Class	3.50 yards per second to 4.00 yards per second
<u>Medium</u> Jumpers ISC Class	3.75 yards per second to 4.25 yards per second
<u>Large</u> Jumpers ISC Class	4.00 yards per second to 4.50 yards per second

**Notes:**

1. Five (5) seconds shall be added to the Standard Course Time for the Standard ISC classes if the table is used.
2. The flexibility in Standard Course Times reflects the degree of difficulty (flow) on the course, equipment to be performed, (i.e.: Two (2) to four (4) contacts allowed, one (1) to two (2) sets of weave poles allowed, etc.) ring surface, and weather conditions.
3. Course shall be measured once for Small and Medium class (along a 14" jumping dog's path) and once for Large class (along a 26" jumping dog's path) using an efficient course path.
4. Spacing of obstacles shall generally comply with "AKC Course Design Guidelines."
5. In order to reflect the international challenge level in the Small, Medium and Large agility classes, it is recommended that the judge designate a section or two of the course to reduce the spacing between obstacles from the Large class to Medium/Small class (which can have the same course spacing).

**Section 13. Scoring.** Dogs start with a score of zero to which faults are added for infractions.

**Section 14. Placements and Tied Scores.** All ISC class placements are based on faults then time, whereas the dog with the fewest faults wins. In cases where dogs have the same number of faults, the dog with the lowest (fastest) course time prevails. Placements are given out separately to dogs in the Small, Medium and Large categories. A tie with two (2) dogs having the same score and time will require a run-off.

Example: (SCT 55 seconds)

	Dog's Time	Time Fault	Course Fault	Total	Placement
Dog 1	53.25	0	0	0	2
Dog 2	49.25	0	E	E	--
Dog 3	56.25	1	0	1	3
Dog 4	49.75	0	5	5	4
Dog 5	53.05	0	0	0	1

(Dogs with faults can place. Eliminated dogs cannot place.)

**Section 15. Course Time Penalties.** One (1) fault for each full second over the Standard Course Time (SCT).

**Section 16. Maximum Course Time.** The maximum course time shall be equal to the Standard Course Time (SCT) plus 20 seconds.

**Section 17. Standard Faults.** Standard faults incurring a five (5) point penalty include:

1. A displaced bar, plank or displaceable surface that the dog was to jump over.
2. Missed contact zones (including the upside zone of the A-Frame).
3. Seesaw fly-off.
4. Leaving the table prior to completion of the five (5) second count. (This penalty can be assessed one time only.) Dog must complete the table before going on.
5. Anticipation of the table count. (A dog leaving between the word "One" and the word "Go.") Dog proceeds with remainder of course.
6. Missed weave pole once entered correctly. (This penalty can be assessed one time only per set of weave poles.) However, missed poles must be re-attempted and completed.
7. Visibly moving or stepping on top of the Broad Jump.

**Section 18. Refusal Faults.** Refusal faults incurring a five (5) point penalty include: Refusals at any obstacle.

1. Refusals at any obstacle.
2. Run-outs at any obstacle.
3. Dog exiting a contact obstacle prior to starting its descent on that obstacle. If dog exits obstacle before

descent, dog must re-attempt and complete obstacle. Starting descent is defined as crossing the apex of the A-Frame; placing one (1) paw on the downside board of the Dog Walk; Seesaw board as pivoted past the horizontal plane. (The “four paw rule” is not applicable in this class.)

4. Failure to enter the Weave Poles properly.

### **Section 19. Elimination Faults.**

1. Three (3) refusals and/or run-outs on a course.
2. Dog running the wrong course, including touching the wrong obstacle with one (1) paw.
3. Dog/handler contact that aids the performance of the dog.
4. Handler contact with the equipment if it aids or was intended to aid the performance of the dog.
5. Outside assistance to the handler/dog in the ring that aided the performance.
6. Failure to complete all obstacles on the course.

Completing an obstacle is defined as:

- a. Jumping over jumps and through tires, in the proper direction.
- b. Starting descent on a contact obstacle.
- c. Going through the tunnels in the proper direction.
- d. Pausing as directed at the Pause Table for five (5) seconds, (in the position directed by the judge).
- e. Weaving all Weave Poles after proper entry.

**Section 20. Excusals.** As listed in Chapter 5, Section 6 and:

- Exceeding the fault limit (if applied). Based on the class size and judging schedules, fault limits may be applied at the discretion of the judge and club. Recommended criteria for applying fault limits are:
  - 20 faults is the minimum number of faults designated as the fault limit.
  - Dogs should be excused after their second elimination penalty. (i.e.: Second wrong course, one (1) wrong course + three (3) refusals, etc.)
  - If fault limits are used, then “time faults + course faults” in excess of the fault limit chosen shall equal an “E.”

## APPENDIX A

The below changes to the *Regulations for Agility Trials* are EFFECTIVE JANUARY 1, 2012.

### Chapter 3, Obstacle Specifications and Performance Requirements

#### Section 3. Obstacles.

**5. Open Tunnel.** The Open Tunnel is a flexible tube of durable material that is capable of being formed into curved shapes. The two openings are round with a height and width of 24 inches plus or minus (+/-) 2 inches with 4-inch rib spacing required. Its length is 15 to 20 feet and it is secured in position to prevent a dog from moving it. No portion of a tunnel holder that is underneath the tunnel shall be more than 1½-inches thick and tunnel supports shall not have a rigid upright (i.e., steel/wood) that is capable of fitting between the ribs thus possibly projecting into the tunnel.

Open tunnels must be made of an opaque material. To ensure safety, the color of the material of an open tunnel may not be black. Double-lined tunnels shall not be allowed.

**Performance:** Dogs enter the end specified by the judge and exit the other end.

**6. Closed Tunnel.** The Closed Tunnel consists of a rigid entrance section, a solid material on both top and bottom of the chute opening. This construction should be as a continuous barrel look. A flat surface on the top is discouraged. The chute is attached to this barrel type of opening. The entrance section is 24 to 36 inches long, with the opening either 24 inches in diameter or 24 inches in width and height, with a 2" tolerance. The top edge of the opening shall be cushioned to prevent dogs from scraping their back when entering. Cushioning should not be included in the measurement. The bottom inside surface of the closed tunnel must have a non-slip surface. The non-slip surface must extend up the sidewalls to half the height of the barrel, or entrance section of the obstacle. The entrance section is either so heavy that dogs cannot move it when passing through the chute; or else it shall be secured in place.

The major portion of the tunnel is formed by a chute, which is constructed from an opaque, lightweight, rugged, cloth-like, water-resistant material, such as rip-stop nylon or pack cloth. It has only two openings, one of which is attached to the end of the entrance section, and one through which dogs exit the tunnel. The circumference of the chute flares from the circumference of the opening section to 96 inches at the exit. The length of the fabric on the chute must be between 6 feet and 6 feet 6 inches, measured with the chute fabric attached to the barrel and the measurement should be taken from the bottom edge of the exit end of the barrel (with the fabric lying on the ground) to the exit end of the chute fabric.

**Performance:** Dogs must enter the rigid entrance section and exit through the fabric chute.

**7. Weave Poles.** The Weave Poles shall have a fixed base with a rigid upright, to support the pole, no greater than 4 inches high as measured from the ground to the top of the rigid support. The base shall be coated with a non-slip surface and may be no higher than ¾-inch and no wider

than 3½-inches. The base should be secured, so that the weave poles do not move from their location on the course. The poles must be nominal pipe size of ¾-inch PVC (1-inch approximate outside diameter) +/- 1/16-inch tolerance and can be made from Schedule 40 pipe or furniture grade PVC 40 inches in height, and uniformly spaced at 24 inches (measured center to center using two of the rigid upright supports, with a +/- ½-inch tolerance in spacing). The base support must be located within 4 inches of the pole on the opposite side of the dog's path (e.g. the first support on the left side of the pole number one, second support on the right side of pole number two, etc.). It is recommended that the base supports shall be a minimum of six inches long and shall be located as follows: "Six-pole section" – centered and placed at the off-side of the first and sixth pole and the off-side of the second and fifth pole. "Four-pole section" – centered and placed at the off-side of the first and fourth pole and the off-side of the second and third pole. "Three-pole section" – centered and placed at the off-side of the first and second poles (based upon ¼-inch x 3-inch steel). The pole shall be made out of Schedule 40 PVC or furniture grade PVC material that provides an equal amount of flex when set in the fixed base. Poles must be striped with a contrasting color so as to be visible to the dog. At a minimum, stripes must be placed at approximately 10 inches and 20 inches from the ground. Poles that flex at the base (spring type designs) are not allowed.

**Performance:** Dogs must enter the Weave Poles by passing between poles number 1 and number 2 from right to left. They must then pass from left to right through poles number 2 and number 3 and continue this weaving sequence until they pass between the last two poles. If the sequence is broken, the dog must restart the weave poles at the first pole, beginning anew between poles number 1 and number 2 from right to left. Dogs are allowed three attempts at the weave poles and then must go on.

**10. Double Bar Jump.** The Double Bar Jump consists of two parallel bars, 5 feet in length, positioned at the jump heights specified for the Bar Jump. It may be built as a special jump or assembled from two Bar Jumps. Solid sides that do not allow viewing of all bars from both sides of the obstacle are not permitted. The distance between the centers of the bars is one-half the jump height (within a ½-inch tolerance), as follows:

In addition, two bottom bars, 5 feet in length, must be placed one under each horizontal bar and crossed to the ground creating an "X." All other specifications are the same as for the Bar Jump.

**Preferred Class Requirement:** Set the Double Bar Jump at 4 inches high and between 2 and 4 inches wide for the 4-inch jump height class.

**Performance:** Dogs must jump over the top bars, without displacing either one, in the direction indicated by the judge.

Division	Distance Between Center to Center of Bars (Inches)
4/8 Inches	2-4 Inches
12 Inches	6 Inches

16 Inches	8 Inches
20 Inches	10 Inches
24 Inches	12 Inches

**11. Triple Bar Jump.** The Triple Bar Jump consists of a series of three ascending bars 5 feet in length. Solid sides that do not allow viewing of all bars from both sides of the obstacle are not permitted. The horizontal distance between adjacent bars is one-half the jump height, while the vertical distance is one-quarter the jump height. The table below lists the heights of the tops of the bars and the horizontal distance between the centers of the bars. Tolerances on these values are  $\frac{1}{4}$  inch for the heights and  $\frac{1}{2}$  inch for the horizontal distances.

**Preferred Class Requirement:** The Triple Bar Jump for the 4-inch jump height class is to be set with the first bar on the ground approximately 4 inches in front of the back bar, which should be placed at 4 inches high. A third bar may be placed directly under the bar that is set at 4 inches. For 4-inch jumping dogs this jump will be set typically using two bars only. Dogs must clearly jump both bars for successful performance.

**Performance:** Dogs must jump over all the bars without displacing any, in the direction that starts with the lowest bar.

Division	Bar Heights (inches)	Horizontal Distance Between Center to Center of Bars (inches)
4 Inches	0, 4	4 Inches
8 Inches	4, 6, 8	4 Inches
12 Inches	6, 9, 12	6 Inches
16 Inches	8, 12, 16	8 Inches
20 Inches	10, 15, 20	10 Inches
24 Inches	12, 18, 24	12 Inches
26 Inches	12, 18, 26	12 or 13 Inches

**15. Jump Wings.** Jump wings must be between 16- and 36-inches wide (24-inches recommended). Wings must be between 26- and 42-inches tall and can be angled. Wings may either be freestanding or attached to the upright of a jump. It is recommended that wings be placed at the rear of the triple bar jump (e.g. even with the highest bar) and at the mid-section of a double bar jump (since the double may be bi-directional). The combined width of a bar jump's upright and wing may be no more than a maximum of 40-inches.

## APPENDIX B

The below changes to the *Regulations for Agility Trials* are EFFECTIVE JULY 1, 2012.

### Chapter 2, Classes, Titles, and Height Divisions

**Section 3. Recognized Achievement.** In order to recognize consistency and longevity in the Master Agility Excellent (MX), Master Excellent Jumpers With Weaves (MXJ) and Master Excellent FAST (MXF) classes, the AKC will record a Lifetime Achievement title on the dog's record. There is no limit to this achievement. (For example, a dog with the MXC title plus twenty-five additional Excellent B Agility class qualifying scores would have the MXB2 title.)

The AKC will identify dogs qualifying for Lifetime Achievement titles by the appropriate title designations (MXB, MXB2; MXS, MXS2; MSG, MSG2; MXC, MXC2, etc.) following their AKC name in all official AKC records. In each case, the higher Lifetime Achievement title will supersede the preceding Lifetime Achievement title in all official AKC records such that the highest title will be listed.

#### **The Lifetime Achievement Standard titles and requirements are:**

**Master Bronze Agility Title = MXB.** Requires twenty-five Excellent B Agility class qualifying scores of 100.

**Master Silver Agility Title = MXS.** Requires the MXB title plus twenty-five additional Excellent B Agility class qualifying scores of 100.

**Master Gold Agility Title = MXG.** Requires the MXS title plus twenty-five additional Excellent B Agility class qualifying scores of 100.

**Master Century Agility Title = MXC.** Requires the MXG title plus twenty-five additional Excellent B Agility class qualifying scores of 100.

#### **The Lifetime Achievement Jumpers With Weaves titles and requirements are:**

**Master Bronze Jumpers With Weaves Title = MJB.** Requires twenty-five Excellent B Jumpers With Weaves class qualifying scores of 100.

**Master Silver Jumpers With Weaves Title = MJS.** Requires the MJB title plus twenty-five additional Excellent B Jumpers With Weaves class qualifying scores of 100.

**Master Gold Jumpers With Weaves Title = MJG.** Requires the MJS title plus twenty-five additional Excellent B Jumpers With Weaves class qualifying scores of 100.

**Master Century Jumpers With Weaves Title = MJC.** Requires the MJG title plus twenty-five additional Excellent B Jumpers With Weaves class qualifying scores of 100.

#### **The Lifetime Achievement FAST titles and requirements are:**

**Master Bronze FAST Title = MFB.** Requires twenty-five Excellent B FAST class qualifying scores of 60 points or greater.

**Master Silver FAST Title = MFS.** Requires the MFB title plus twenty-five additional Excellent B FAST class qualifying scores of 60 points or greater.

**Master Gold FAST Title = MFG.** Requires the MFS title plus twenty-five additional Excellent B FAST class qualifying scores of 60 points or greater.

**Master Century FAST Title = MFC.** Requires the MFG title plus twenty-five additional Excellent B FAST class qualifying scores of 60 points or greater.

Additionally, in order to recognize consistency and longevity in the Time 2 Beat classes (Regular and Preferred), the Time 2 Beat title will be followed by a numeric designation indicating the number of times the dog has met the requirements of the T2B title (T2B2, T2B3, T2BP2, T2BP3, etc).

## **Chapter 8, Preferred Agility Classes**

**Section 6. Recognized Achievement.** In order to recognize consistency and longevity in the Master Agility Excellent Preferred (MXP), Master Excellent Jumpers With Weaves Preferred (MJP) and Master Excellent FAST Preferred classes, the AKC will record a Lifetime Achievement title on the dog's record. There is no limit to this achievement. (For example, a dog with the MXPC title plus twenty-five additional Excellent B Agility Preferred class qualifying scores would have the MXPB2 title.)

The AKC will identify dogs qualifying for Lifetime Achievement titles by the appropriate title designations (MXPB, MXPB2; MXPS, MXPS2; MSPG, MSPG2; MXPC, MXPC2, etc.) following their AKC name in all official AKC records. In each case, the higher Lifetime Achievement title will supersede the preceding Lifetime Achievement title in all official AKC records such that the highest title will be listed.

### **The Lifetime Achievement Standard titles and requirements are:**

**Master Bronze Agility Preferred Title = MXPB.** Requires twenty-five Excellent B Agility Preferred class qualifying scores of 100.

**Master Silver Agility Preferred Title = MXPS.** Requires the MXPB title plus twenty-five additional Excellent B Agility Preferred class qualifying scores of 100.

**Master Gold Agility Preferred Title = MXPG.** Requires the MXPS title plus twenty-five additional Excellent B Agility Preferred class qualifying scores of 100.

**Master Century Agility Preferred Title = MXPC.** Requires the MXPG title plus twenty-five additional Excellent B Agility Preferred class qualifying scores of 100.

### **The Lifetime Achievement Jumpers With Weaves titles and requirements are:**

**Master Bronze Jumpers With Weaves Preferred Title = MJPB.** Requires twenty-five Excellent B Jumpers With Weaves Preferred class qualifying scores of 100.

**Master Silver Jumpers With Weaves Preferred Title = MJPS.** Requires the MJPB title plus twenty-five additional Excellent B Jumpers With Weaves Preferred class qualifying scores of 100.

**Master Gold Jumpers With Weaves Preferred Title = MJPG.** Requires the MJPS title plus twenty-five additional Excellent B Jumpers With Weaves Preferred class qualifying scores of 100.

**Master Century Jumpers With Weaves Preferred Title = MJPC.** Requires the MJPG title plus twenty-five additional Excellent B Jumpers With Weaves Preferred class qualifying scores of 100.

### **The Lifetime Achievement FAST titles and requirements are:**

**Master Bronze FAST Preferred Title = MFPB.** Requires twenty-five Excellent B FAST Preferred class qualifying scores of 60 points or greater.

**Master Silver FAST Preferred Title = MFPS.** Requires the MFPB title plus twenty-five additional Excellent B FAST Preferred class qualifying scores of 60 points or greater.

**Master Gold FAST Preferred Title = MFPG.** Requires the MFPS title plus twenty-five additional Excellent B FAST Preferred class qualifying scores of 60 points or greater.

**Master Century FAST Preferred Title = MFPC.** Requires the MFPG title plus twenty-five additional Excellent B FAST Preferred class qualifying scores of 60 points or greater.

Additionally, in order to recognize consistency and longevity in the Time 2 Beat classes (Regular and Preferred), the Time 2 Beat title will be followed by a numeric designation indicating the number of times the dog has met the requirements of the T2B title (T2B2, T2BP2, etc.).

## **Chapter 9, Fifteen and Send Time (FAST) Class**

### **Section 8. Titles and Requirements.**

**Master Bronze FAST Title = MFB.** Requires the MXF title plus twenty-five additional Excellent B FAST class qualifying scores of 60 points or greater.

**Master Bronze FAST Preferred Title = MFPB.** Requires the MFB title plus twenty-five additional Excellent B Preferred FAST class qualifying scores of 60 points or greater.

**Master Silver FAST Title = MFS.** Requires the MFB title plus twenty-five additional Excellent B FAST class qualifying scores of 60 points or greater.

**Master Silver FAST Preferred Title = MFPS.** Requires the MFPB title plus twenty-five additional Excellent B Preferred FAST class qualifying scores of 60 points or greater.

**Master Gold FAST Title = MFG.** Requires the MFS title plus twenty-five additional Excellent B FAST class qualifying scores of 60 points or greater.

**Master Gold Fast Preferred Title = MFPG.** Requires the MFS title plus twenty-five additional Excellent B Preferred FAST class qualifying scores of 60 points or greater.

**FAST Century Title 1 = FTC1.** Requires the MXF title plus one-hundred (100) additional Excellent B FAST class qualifying scores of 60 points or greater. The FTC title initials will be followed by a numeric designation indicating the quantity of times the dog has met the requirements of the FTC title as defined above (e.g. 200 Excellent B FAST Class qualifying scores of 60 points or greater = FTC2).

**FAST Century Preferred Title 1 = FTCP1.** Requires the MFP title plus one-hundred (100) additional Excellent B Preferred FAST class qualifying scores of 60 points or greater. The FTCP title initials will be followed by a numeric designation indicating the quantity of times the dog has met the requirements of the FTCP title as defined above.

**Triple Q Excellent = TQX.** Requires the XF title. In order to acquire the Triple Q Excellent Title, a dog must receive 10 triple qualifying scores from the Excellent B Standard Agility class, the Excellent B Jumpers With Weaves Agility Class and the Excellent B FAST Agility class on the same day.

**Triple Q Excellent Preferred = TQXP.** Requires the XFP title. In order to acquire the Triple Q Excellent Preferred Title, a dog must receive 10 triple qualifying scores from the Excellent B Standard Preferred Agility class, the Excellent B Jumpers With Weaves Preferred Agility class and the Excellent B FAST Preferred Agility class on the same day.

**Table 1 - Title Table.** [In order to acquire the following titles, a dog must earn the following number of qualifying scores and the minimum point value per class level under a minimum of two different judges.]

Regular Titling Classes	Preferred Titling Classes	# of Qualifying Scores & Minimum Point Value	Scores Obtained From	Lower Level Title Required
NF	NFP	3 Q's & 50 points minimum	Novice FAST Classes	None
OF	OFP	3 Q's & 55 points minimum	Open FAST Classes	NF / NFP
XF	XFP	3 Q's & 60 points minimum	Excellent FAST "A" Classes	OF/ OFP
MXF	MFP	10 Q's & 60 points minimum	Excellent FAST "B" Classes	XF / XFP
<u>MFB</u>	<u>MFPB</u>	<u>25 Q's with score of 60</u>	<u>Excellent FAST "B" Classes</u>	<u>MXF / MFP</u>
<u>MFS</u>	<u>MFPS</u>	<u>25 Q's with score of 60</u>	<u>Excellent FAST "B" Classes</u>	<u>MXB / MFPB</u>
<u>MFG</u>	<u>MFPG</u>	<u>25 Q's with score of 60</u>	<u>Excellent FAST "B" Classes</u>	<u>MFS / MFPS</u>
FTC1	FTCP1	100 Q's & 60 points minimum	Excellent FAST "B" Classes	<u>MXF / MFP</u>
TQX	TQXP	10 triple Q's	Exc. "B" Std/ JWW/ FAST*	XF / XFP

All FAST class titles are suffix titles.

\*To earn a triple Q, dogs must qualify in the following Excellent B classes on the same date: Standard, Jumpers With Weaves and FAST.

## NOTES

## AKC Code of Sportsmanship

*PREFACE: The sport of purebred dog competitive events dates prior to 1884, the year of AKC's birth. Shared values of those involved in the sport include principles of sportsmanship. They are practiced in all sectors of our sport: conformation, performance and companion. Many believe that these principles of sportsmanship are the prime reason why our sport has thrived for over one hundred years. With the belief that it is useful to periodically articulate the fundamentals of our sport, this code is presented.*

- Sportsmen respect the history, traditions and integrity of the sport of purebred dogs.
- Sportsmen commit themselves to values of fair play, honesty, courtesy, and vigorous competition, as well as winning and losing with grace.
- Sportsmen refuse to compromise their commitment and obligation to the sport of purebred dogs by injecting personal advantage or consideration into their decisions or behavior.
- The sportsman judge judges only on the merits of the dogs and considers no other factors.
- The sportsman judge or exhibitor accepts constructive criticism.
- The sportsman exhibitor declines to enter or exhibit under a judge where it might reasonably appear that the judge's placements could be based on something other than the merits of the dogs.
- The sportsman exhibitor refuses to compromise the impartiality of a judge.
- The sportsman respects the AKC bylaws, rules, regulations and policies governing the sport of purebred dogs.
- Sportsmen find that vigorous competition and civility are not inconsistent and are able to appreciate the merit of their competition and the effort of competitors.
- Sportsmen welcome, encourage and support newcomers to the sport.
- Sportsmen will deal fairly with all those who trade with them.
- Sportsmen are willing to share honest and open appraisals of both the strengths and weaknesses of their breeding stock.
- Sportsmen spurn any opportunity to take personal advantage of positions offered or bestowed upon them.
- Sportsmen always consider as paramount the welfare of their dog.
- Sportsmen refuse to embarrass the sport, the American Kennel Club, or themselves while taking part in the sport.

