

Obedience Regulations

Obedience Judges’ Guidelines

The Steward in Obedience

Amended to January 1, 2009

Rally Regulations

Rally Judges’ Guidelines

The Steward in Rally

Rally Signs and Descriptions

Amended to April 8, 2008



**AMERICAN
KENNEL CLUB®**

AMERICAN KENNEL CLUB'S MISSION STATEMENT

The American Kennel Club is dedicated to upholding the integrity of its Registry, promoting the sport of purebred dogs and breeding for type and function. Founded in 1884, the AKC and its affiliated organizations advocate for the purebred dog as a family companion, advance canine health and well-being, work to protect the rights of all dog owners and promote responsible dog ownership.

AKC® OBEDIENCE REGULATIONS

Table of Contents

CHAPTER 1	
General Regulations	3
CHAPTER 2	
Regulations for Performance and Judging.....	17
CHAPTER 3	
Novice	24
CHAPTER 4	
Open	29
CHAPTER 5	
Utility	36
CHAPTER 6	
Graduate Novice/Optional Titling Class.....	44
CHAPTER 7	
Graduate Open/Optional Titling Class.....	46
CHAPTER 8	
Versatility/Optional Titling Class.....	48
CHAPTER 9	
Obedience Trial Championship.....	50
CHAPTER 10	
Utility Dog Excellent	52
CHAPTER 11	
Obedience Master Title and Grand Master Title	53
CHAPTER 12	
National Obedience Champion	55
CHAPTER 13	
Versatile Companion Dog	57
CHAPTER 14	
Non-regular Classes	58
Suggested Construction of Jumps.....	62
Glossary of Terms	65
Appendix A	66
Three-quarter Jump Height Table	67

OBEDIENCE REGULATIONS PURPOSE

Obedience trials are a sport, and all participants should be guided by the principles of good sportsmanship both in and out of the ring. Obedience trials demonstrate the dog's ability to follow specified routines in the obedience ring and emphasize the usefulness of the purebred dog as a companion to man. All contestants in a class are required to perform the same exercises in substantially the same way so that the relative quality of the various performances may be compared and scored. The basic objective of obedience trials, however, is to recognize dogs that have been trained to behave in the home, in public places and in the presence of other dogs in a manner that will reflect credit on the sport of obedience at all times and under all conditions. The performance of dog and handler in the ring must be accurate and correct according to these regulations. It is also essential that the dog demonstrate willingness and enjoyment while it is working and that a smooth and natural handler be given precedence over a handler moving with military precision and using harsh commands.

CHAPTER 1 GENERAL REGULATIONS

Section 1. Obedience Clubs. An obedience club that meets all the requirements of the American Kennel Club® and wishes to hold an obedience trial must apply on the form the AKC provides for permission to hold such a trial. The trial may be held either in conjunction with a dog show, agility trial or as a separate event. A club that is not a member of the AKC must pay a license fee in order to hold a trial. The AKC Board of Directors determines this fee. If the trial is not held at the approved time and place, the license fee will be returned.

A club may hold two all-breed obedience trials at the same site on the same day, or two all-breed obedience clubs may hold their obedience trials one following another, if the events are held on the same site on the same day. *No judge will be assigned to judge for more than eight hours in one day, including any breed judging assignment when the obedience trial is held in conjunction with a dog show.*

No part of the trials may be held concurrently.

Section 2. Dog Show and Specialty Clubs. A dog show club, a specialty club or an agility club may be granted permission to hold a licensed or member obedience trial if, in the opinion of the AKC Board of Directors, it is qualified to do so.

Specialty and group clubs have three options to hold an obedience trial.

- (1) These clubs may hold a trial exclusively for their own breed(s).
- (2) If entries are limited, these clubs may accept entries of dogs of their own breed(s) first then accept entries from all breeds until the entry limit specified in the premium list is reached.
- (3) These clubs may hold their specialty or group obedience trial followed by an all-breed or group obedience trial, so long as the scheduled judging program for both events does not exceed eight hours of judging time.

If option (2) is selected, awards as described in these regulations, Chapter 1, Sections 19, 20, 21, and 22 will be offered for the specialty breed(s). In addition, awards as described in these regulations, Chapter 1, Sections 19, 20, 21, and 22 will be offered for the all-breed event.

If option (3) is selected, the specialty obedience and all-breed or group obedience trials will be approved and held as two separate events.

Section 3. Entries. To be acceptable, an entry must:

- Be submitted with the required entry fee
- Be on an official AKC entry form
- Be signed by the owner or their duly authorized agent

Include all of the following information:

- Name of show/trial-giving club
- Date of show/trial
- Breed
- Variety, if any
- Sex
- Name of class(es) entered
- Full registered name of dog
- Name of owner(s)/co-owner(s)
- Address of owner

Include one of the following:

- AKC registration number
- AKC litter number
- PAL/ILP number
- Foreign registration number and country of registration for an unregistered imported dog
- Identification number issued by AKC

Include the following, if known:

- Date of birth
- Place of birth
- Name of breeder(s)
- Name of sire
- Name of dam
- ***Jump height***

Note: A club may arrange entries according to jump height order in all classes in which jumps are used. If a club should choose this option, it will be stated in the premium list what jump height will begin the class and if the order will be ascending or descending. Handlers with multiple entries in the same class and with the same jump height should be accommodated.

Section 4. Obedience Classes. A licensed or member obedience trial need not include all the regular obedience classes, but a club will not be approved to hold Open classes unless it also holds Novice classes. Nor will it be approved to hold Utility classes unless it also holds Novice and Open classes. Any club that has been approved to hold a licensed or member obedience trial may offer additional ***optional titling and/or*** non-regular classes upon AKC approval. If a non-regular class is one that is not defined in these regulations, a clear and complete description of both the eligibility and performance requirements will appear in the premium list.

Section 5. Tracking Tests. A club may not hold a tracking test on the same day as its show or obedience trial, but the tracking test may be included in the show or obedience trial premium list. If the tracking test is not included in the show or obedience trial premium list, the club must

provide at the tracking test several copies of all the required catalog information for each dog entered. If the tracking test is to be held within seven days of the obedience trial, the club may name someone else in the premium list to receive the tracking test entries. The same closing date should apply for all entries. If the tracking test is not to be held within seven days of the obedience trial, the club may name someone else in the premium list to receive the tracking test entries and may specify a different closing date for tracking entries at least seven days before the tracking test.

Section 6. Obedience Trial Committee. Any obedience club holding an obedience trial must appoint an obedience trial committee that will exercise all the authority of a dog show's Event Committee. If an obedience club's trial is held in conjunction with a dog show, the obedience trial committee will have sole jurisdiction only over the dogs, handlers and owners entered in that obedience trial. If, however, any dog is entered in both obedience and conformation classes, the obedience trial committee's jurisdiction pertains only to the *Obedience Regulations*.

When an obedience trial is to be held in conjunction with an all-breed or specialty show, the club's Event Committee will include one person designated as obedience chairperson. At this event, the Event Committee has sole jurisdiction over all matters coming before it, whether the matter has to do with the dog show or the obedience trial.

Section 7. Sanctioned Matches. A club may hold an obedience match with approval of the AKC and under its *Match Regulations*. Scores awarded at these matches will not count toward any obedience title and will not be recorded by the AKC. All the *Obedience Regulations* apply to sanctioned matches, except for those sections specifying that the provisions apply to licensed or member trials and except where specifically stated otherwise in the *Match Regulations*.

Section 8. AKC Sanction. AKC sanction must be obtained by any club that holds AKC Obedience trials as well as any type of match for which it accepts entries from non-members.

Section 9. Rules Applying to Dog Shows. All applicable rules found in *Rules Applying to Dog Shows* will govern the conduct of obedience trials. They will apply to any person and dog entered, unless these regulations state otherwise.

Section 10. Identification. No visible means of identification (badges, ribbons, club jackets, etc.) may be worn or displayed by anyone exhibiting a dog in the ring.

Section 11. Immediate Family. As used in these regulations, "immediate family" means husband, wife, father, mother, son, daughter, brother, sister, father-in-law, mother-in-law, son-in-law, daughter-in-law, brother-in-law, or sister-in-law.

Section 12. Purebred Dogs Only. As used in these regulations, the word “dog” refers to either sex but only to dogs that are of a breed eligible for entry in AKC events. Judges must report to the AKC any dog showing under them that appears not to be purebred. This may be done after the show or trial.

Section 13. Unregistered Dogs. Chapter 11, Section 1, of the *Rules Applying to Dog Shows* will apply to entries in licensed or member obedience trials. However, dogs registered with an AKC Limited Registration number and dogs with a PAL (Purebred Alternative Listing) or ILP (Indefinite Listing Privilege) number may be entered in these events. The AKC Limited Registration number, PAL or ILP number must be shown on the entry form. A dog approved for entry in the Miscellaneous Class at dog shows and a dog of a Foundation Stock Service recorded breed that meets the eligibility requirements for competition are eligible to compete in obedience trials and/or tracking tests provided their AKC identification number appears on the entry form.

Section 14. Dogs That May Not Compete. No dog under six months of age may compete. No dog belonging wholly or in part to a judge, show or obedience trial secretary, superintendent, or any member of such a person’s household may be entered in any dog show or obedience trial at which such person officiates or is scheduled to officiate. Nor may they handle or act as agent for any dog entered at that dog show or obedience trial. The official veterinarians will not exhibit or act as agent or handler at the show, and dogs owned wholly or in part by them will not be eligible to be entered at that show. No dog owned wholly or in part by a superintendent, any other employee of that superintendent, or any person residing in the same household as any of the foregoing will be eligible to be entered at any show held 30 days before or after a show that the superintendent has been approved to service by the AKC. Nor may that person exhibit or act as an agent or handler.

For the purpose of this section, the employees of a superintendent would include only those individuals who represent the superintendent or superintending organization at dog shows.

No judge or any person residing in the same household as the judge will exhibit or act as agent or handler at a dog show or obedience trial at which they are judging. Dogs owned wholly or in part by such judge or any member of their household will not be eligible to be entered at such event. This applies to both obedience and dog show judges when an obedience trial is held in conjunction with a dog show. Subject to the foregoing, members of a judge’s immediate family who no longer live in the same household may enter or handle a dog at a show, trial or test if the judge is not officiating over any competition that might involve that dog. If a club does not advertise in its premium list who is to judge run-offs between classes, an exhibitor will automatically be considered

to have lost the run-off of any tie scores between classes if the judge of the run-off is a member of the exhibitor's immediate family.

No dog may be entered or shown under a judge at an obedience trial if the dog has been owned, sold, held under lease, handled in the ring or has been regularly trained or instructed within *six months* prior to the date of the obedience trial by the judge or by any person residing in the same household as the judge. "Trained or instructed" applies equally to judges who train professionally or as amateurs and to judges who train individual dogs or train or instruct dogs in classes with or through their handlers (*see "Glossary of Terms"*).

No dog may be entered or shown under a judge at an obedience trial if the dog is owned or handled by any person who has regularly served as a trainer or instructor of that judge within *six months* prior to the date of the obedience trial, either individually or through classes.

Section 15. Qualifying Score. A qualifying score means that the dog has earned more than 50 percent of the points for each exercise with a total score of at least 170 points. This score must be earned in a regular *or optional titling class* at a licensed or member obedience trial. There is no minimum number of dogs necessary in any class to earn a qualifying score toward a title.

Section 16. When Titles Are Won.

- *After a dog earns a title from an "A" class, it may continue showing in that "A" class for 60 days.*
- *After 60 days, it may continue to compete in that level "B" class.*
- *A dog may continue to compete in Novice B until it receives either a qualifying score in the Open class or earns the Highest Scoring Dog in the Regular Classes award.*
- *An unlimited number of the Highest Scoring Dog in the Regular Classes awards may be obtained from the Novice A class within the 60-day time period after earning the initial Companion Dog title.*
- *Once a Highest Scoring Dog in the Regular Classes award is received after the 60-day period, the dog may no longer be entered in Novice B at future trials for which entries have not closed.*
- *A dog may compete indefinitely in Open B and/or Utility B after the Open or Utility title is earned.*
- *A dog may compete in a more advanced class if it receives the prerequisite title prior to the trial in which the advanced entry is to be made.*
- *Once a dog has competed in Open, it may not again be shown in Novice A.*
- *Once a dog has competed in Utility, it may not again be shown in Open A.*

Section 16a. Move-ups.

- *The club will clearly state in its premium list whether move-ups will or will not be allowed.*
- *After a dog earns a title, it may be moved up to the next class in a future trial even though the closing date for the trial has passed, provided the club offers move-ups.*
- *Move-ups may be approved, provided the next level class (e. g. Novice to Open) and judge is available and the class has not reached its limit.*
- *A move-up may be requested if, according to the owner's records, the dog has completed the requirements for the title after the closing date of the trial in which the advanced entry is to be made.*
- *The request for a move-up must be in writing and presented to the superintendent or trial secretary at least 30 minutes prior to the start of each trial.*
- *Movement between an "A" and "B" class at the same level is not considered a move-up and is not allowed after close of entries.*

Section 17. Disqualification, Ineligibility, Excusal, and Change in Appearance of Dogs.

If an ineligible dog has been entered in any licensed or member obedience trial or dog show, the name of the owner on the entry form is not the person(s) who actually owned the dog at the time entries closed, the dog is shown in a class for which it has not been entered, the dog is entered in the same class more than once, or the dog's entry is unacceptable to the AKC, all resulting awards will be cancelled. In computing Obedience Trial Championship points, such ineligible dogs will *not* be counted as having competed regardless of whether they have received awards. Any time a judge marks a dog "Disqualified" or "Excused," the judge must state the reason in the judge's book and will give the superintendent or show or trial secretary a brief report of the dog's actions. The judge's book will be submitted to the AKC with the report of the show or trial.

A dog that is blind, deaf or has been changed in appearance for cosmetic reasons (other than changes customarily approved for its breed) may not compete in any obedience trial or tracking test and will be disqualified. Blind means without useful vision. Deaf means without useful hearing. The judge will not obtain the opinion of a veterinarian.

The judge will disqualify any dog that attempts to attack any person in the ring *and fill out the required "Disqualification for Attacking" form (AEDSQI).*

When a dog has been disqualified under this section as being blind or deaf, for having been changed in appearance for cosmetic reasons, or for having attacked or attempted to attack a person in the ring, all awards made to the dog at the trial will be cancelled by the AKC. The dog may not again compete unless the owner applies for and receives reinstatement.

The judge *must* excuse a dog that attacks another dog in the ring *and fill out the required “Dog on Dog Attack” form (AEDSQ3)*. The owner of any dog that has been excused on two occasions for attacking or attempting to attack another dog in the ring will be notified that the dog is no longer eligible to be shown in obedience classes. *The judge must excuse a dog that appears dangerous to other dogs in the ring.*

Any dog whose appearance has been surgically altered to correct a congenital or hereditary defect may participate in obedience trials and tracking tests provided that dog has been neutered or spayed. Spayed bitches, monorchid, cryptorchid or castrated dogs, and dogs that have disqualifying conformation faults may compete in obedience trials and tracking tests, if eligible under these regulations.

A dog that is lame in the ring at any obedience trial or at a tracking test may not compete in that class. Lameness is defined as any irregularity of locomotion. The judge must determine, without a veterinarian’s opinion, whether a dog is lame. If the judge deems a dog lame, that judge will not score the dog and will mark the judge’s book “Excused-lame.”

No dog will be eligible to compete in an obedience trial or tracking test if it is taped, stitched or bandaged in any way or if it has anything attached to it for medical or corrective purposes. Such a dog must be immediately excused and may not be judged under any circumstances. Dogs whose hair surrounding the eyes, ears or beard interferes with their performance may have their hair tied back with elastic bands or small plain barrettes, or in the manner as they are normally shown in the breed ring. No dog will be eligible to compete if it appears to have been dyed or colored in any way, if its coat shows evidence of chalk or powder, or if the dog has anything attached to it for protection or adornment. Such a dog may be judged later if the condition has been corrected and if the judge desires to do so.

An obedience judge is not required to be familiar with the breed standards or to scrutinize each dog as in dog show judging but will be alert for conditions that may require disqualification or excusal under this section.

Section 17a. Dog Attacks/Event Committee Hearing. Any dog that, in the opinion of the Event Committee, attacks a person or a dog at an AKC event, resulting in injury, and is believed by that Event Committee to present a hazard to persons or other dogs, shall be disqualified. When the dog is disqualified by the Event Committee pursuant to this section, a report shall be filed with the Executive Secretary of the American Kennel Club. The disqualified dog may not again compete at any AKC event nor be on the grounds of an AKC event unless and until, following application for reinstatement by the owner to the American Kennel Club, the owner receives official notification in writing from the AKC that the dog’s eligibility has been reinstated. *Refer to Rules Applying to Dog Shows – Chapter 11 Section 8-A, “Event Committee Procedural*

Checklist” (RDEOB1) and “Dog Disqualified by Event Committee” (AEDSQ4).

Section 18. Disturbances. Bitches in season are not permitted to compete. The judge of an obedience trial must remove and excuse from competition any bitch in season, any dog that is not under its handler’s control and any handler who willfully interferes with another competitor or that competitor’s dog. The judge may also excuse any dog that is unfit to compete or any bitch that appears so attractive to males as to be a disturbing element. If a dog or handler is excused by a judge, the reason must be stated in the judge’s book or in a separate report.

Section 19. Obedience Ribbons. At licensed or member obedience trials, the following colors must be used for prize ribbons or rosettes in all regular *and optional titling classes*, for the ribbon or rosette for Highest Scoring Dog in the Regular Classes and for the ribbon or rosette for the dog with the Highest Combined Score in Open B and Utility:

First Prize Blue

Second Prize Red

Third Prize Yellow

Fourth Prize White

Qualifying Prize Dark Green

Highest Scoring Dog in the Regular Classes Blue and Gold

Highest Combined Score in Open B and Utility Blue and Green

The following colors shall be used for non-regular classes:

First Prize Rose

Second Prize Brown

Third Prize Light Green

Fourth Prize Gray

Each prize ribbon or rosette in all regular *and optional titling classes*, for the ribbon or rosette for Highest Scoring Dog in the Regular Classes and for the ribbon or rosette for the dog with the Highest Combined Score in Open B and Utility will be at least 2 inches wide and a minimum of 8 inches long and will bear on its face a facsimile of the seal of the AKC, the words “Obedience Trial,” the name of the placement and the name of the trial-giving club. The date of the trial and the name of the city or town where the trial is held *must appear on the face, back tab or on a label attached to the specific ribbon.*

Qualifying ribbons or rosettes and ribbons or rosettes for non-regular classes will be at least 2 inches wide and a minimum of 8 inches long, and will bear on the face a facsimile of the seal of the AKC, the words “Obedience Trial,” the name of the placement and the name of the trial-giving club. The date of the trial and the name of the city or town where

the trial is held may be on the face of the ribbons.

Section 20. Match Ribbons. If ribbons are given at sanctioned obedience matches, they will be of the following colors and will have the words “Obedience Match” printed on them but may be of any design or size:

First Prize Rose

Second Prize Brown

Third Prize Light Green

Fourth Prize Gray

Qualifying Prize Green with Pink edges

Section 21. Ribbons and Prizes. Ribbons for the four official placements and all prizes offered for competition within a single regular *or optional titling* class at licensed or member trials or at sanctioned matches will be awarded only to dogs that earn qualifying scores. Qualifying scores will not be required for the awarding of ribbons and prizes in the non-regular classes. Awards for the four placements in these classes will be based solely on the number of points earned. The ribbon and any prizes offered for the dog with the highest combined score in Open B and Utility at a licensed or member trial will be awarded only to a dog that earns qualifying scores in both Open B and Utility.

Prizes for which dogs in one class compete against dogs in one or more other classes at licensed or member trials or at sanctioned matches will be awarded only to dogs that earn qualifying scores. Prizes at a licensed or member obedience trial must be offered to be won outright. However, a prize requiring three wins by the same owner for permanent possession, but not necessarily with the same dog, may be offered for the dog with the highest qualifying score in one of the regular classes, the highest scoring dog in the regular classes, or the dog with the highest combined qualifying scores in the Open B and Utility classes.

Subject to the provisions of paragraphs 1 and 2 of this section, prizes may be offered for the highest scoring dog of the groups as defined in Chapter 3 of the *Rules Applying to Dog Shows* or for the highest scoring dogs of any breeds, but not for a breed variety, with the following exceptions: In accordance with Chapter 3 of the *Rules Applying to Dog Shows*, all Miniature and Standard Poodles are in the Non-Sporting Group and all Toy Poodles are in the Toy Group. In addition, Standard Manchester Terriers are in the Terrier Group, and Toy Manchester Terriers are in the Toy Group.

Prizes offered only to members of certain clubs or organizations will not be approved for publication in premium lists.

If an award in any of the regular *or optional titling* classes is cancelled, the next highest scoring dog will receive that award. If there is no dog to move up, the award will be void. If the AKC cancels a dog’s win,

the dog's owner must return all ribbons and prizes to the show-giving club within 10 days of receiving the AKC's cancellation notice.

Optional titling classes are not considered regular classes.

Section 22. Highest Scoring Dog in the Regular Classes and the Dog With the Highest Combined Score in Open B and Utility. The dog receiving the highest qualifying score in the regular classes will be awarded the ribbons and any prizes offered for these placements after the announcement of final scores of the last regular class to be judged. The dog receiving the highest combined score in Open B and Utility may be awarded the ribbon and any prizes offered for this placement after Open B and Utility classes have been judged and after the announcement of those final scores. The superintendent or show or trial secretary will mark the catalog to identify the dogs receiving these awards.

In the case of a tie between dogs eligible for either of the above awards, each dog will be tested again, individually, by performing the entire Novice Heel Free exercise. The judge for a run-off will be designated by the Event Committee from among the judges of the obedience trial. When a run-off has been completed, the judge will record the results on a special sheet that identifies the dogs taking part in the run-off by catalog number, class and breed. When the judge has marked and signed the sheet, it will be turned over to the superintendent or show or trial secretary who will mark the catalog accordingly and forward the sheet to the AKC as part of the records of the trial. *Scores from the optional titling and the non-regular obedience classes are not eligible for Highest Scoring Dog in the Regular Classes.*

Section 23. Risk. The owner or agent entering a dog in an obedience trial does so at his own risk and agrees to abide by the rules of the AKC and the *Obedience Regulations*.

Section 24. Decisions. At the trial the decisions of the judge shall be final in all matters affecting the performance and scoring of the team. The Event Committee shall decide all other matters arising at the trial, including protests against dogs made under Chapter 15 of the *Rules Applying to Dog Shows*.

Section 25. Dogs Competing. If a dog is excused by the trial's official veterinarian, the excusal must be in writing and must be approved by the superintendent or show or trial secretary. The excusal must be submitted to the AKC with the report of the trial. The judge must report to the AKC any dog that is not brought back for the group exercises.

Section 26. Judging Program. After entries have closed, any club holding a licensed or member obedience trial must prepare a program

showing the time for the judging of each of the classes before 12:00 noon. Classes at or after 12:00 noon will be listed “to follow” and must be judged in the order and ring listed. No “to follow” class may start before 12:00 noon. If there are to be two trials scheduled for the same day/same site, a start time must be given for each trial. In the case of a licensed or member specialty trial open only to the specialty breed, a group trial, or a trial that begins after 12:00 noon, the start time for only the first obedience class needs to be given.

A copy of this program will be mailed to the owner of each entered dog and to each judge, and the program will be printed in the catalog. This program will be based on the judging of no more than (9) Novice entries, (8) Open entries or (7) Utility entries per hour during the published show or trial time.

The published starting hour for judging and the availability of rings must also be taken into consideration. No judge will be scheduled to exceed this limit of dogs per hour. In addition, judges may take 45 minutes to one hour for rest or meals at their discretion. No judge will be assigned to judge for more than eight hours in one day, including any breed judging assignment when the obedience trial is held in conjunction with a dog show.

Any non-regular class must be judged after the regular classes if the classes are scheduled to be judged in the same ring.

Contact information, e.g. cell telephone number for at least one committee member, must be listed in the judging program. The information must provide a means of readily available communication with a member of the committee on the day of the event.

Section 27. Limitation of Entries. If a club anticipates an entry to exceed the capacity of its facilities for a licensed or member trial, it may limit entries, *not to exceed up to eight hours of judging time per day, per judge*. Non-regular classes, however, may be included, if so desired.

Prominent announcement of such limits will appear on the title or cover page of the premium list for an obedience trial or immediately under the obedience heading in the premium list for a dog show. This announcement must state that entries in one or more specified classes will automatically close when certain limits have been reached, even if this occurs before the official closing date.

When entries are limited in the Open B and/or Utility B classes, a club must designate a UDX class in the premium list. Dogs entered in this UDX class would be entered in both Open B and Utility B, and the combined entry fee for these two classes must be paid. Once the limit has been reached in either the Open B or the Utility B class, the UDX class will be considered closed, and any subsequent entries for this class will be unacceptable in their entirety.

Section 28. Additional Judges, Reassignment, Split Classes. After the entries have closed, if any judge exceeds the limit established in Chapter 1, Section 26 of these regulations, the club will immediately secure the approval of the AKC for an additional judge, or for reassignment of its advertised judges, so that no judge will be required to exceed the limit.

If a judge was advertised to judge more than one class and receives an excessive entry, at least one of the classes shall be assigned to another judge.

Reassignment shall first go to any non-regular classes, then to either the class with the lesser number of entries or those with the lesser scheduled time. This will bring the advertised judge's schedule as close as possible to the maximum limit.

If a judge with an excessive entry was advertised to judge only one class, the superintendent, show or trial secretary will divide the entry as evenly as possible between the two judges by drawing lots. A notification of any change of judge must be mailed to the owner of each entry affected.

The owner will be permitted to withdraw such entry no later than one half hour prior to the scheduled start of any regular obedience competition at the trial, and the entry fee will then be refunded.

Section 29. Split Classes in Premium List. A club may choose to announce two or more judges for any class in its premium list. In such case, the entries will be divided by lots as provided above. The identification slips and judging program will be made up so that the owners of each dog will know the division and the judge under which their dog is entered, but no owners are entitled to a refund of entry fee.

Section 30. Split Classes, Official Ribbons, Prizes. A club that holds a split class will award AKC *qualifying* ribbons in each division even if the split is made after entries close. The four dogs with the highest qualifying scores in each division will be awarded the four AKC official *placements*.

Section 31. Stewards. Judges are in sole charge of their rings until their assignments are completed. Stewards are provided to assist but may act only on the judge's instructions. They must not give information or instructions to owners and handlers except when the judge asks them to do so.

Section 32. Ring Conditions. An indoor ring should be rectangular and about 40 by 50 feet for all obedience classes. The Utility ring should never be less than 35 by 50 feet, and the Novice or Open ring should not be less than 30 by 40 feet. The floor must have firm footing, using rubber or similar non-slip material at least 4 feet wide for the takeoffs and landings

of all jumps, unless the judge feels the surface does not require it.

At an outdoor show or trial, the rings should be about 40 by 50 feet. The ground should be clean and level. Any grass should be cut short. For the Open classes, the club and superintendent are responsible for providing an appropriate place, approved by the judge, for the handlers to go completely out of sight of their dogs. Under unusual or adverse weather conditions, a club may provide a separate regulation size ring for the group exercises. If inclement weather at an outdoor show or trial necessitates the judging of obedience under shelter, the requirements as to ring size may be waived.

The judge's table and chairs will be of such size and location so as not to interfere with the dog and handler's performance while in the ring.

Section 33. Obedience Rings at Dog Shows. At an outdoor dog show, a separate ring or rings should be provided for obedience. A sign forbidding anyone to permit any dog to use the ring (except during judging) should be set up in each obedience ring by the superintendent or trial secretary. It is the duty of the superintendent and/or the show/trial committee to enforce this regulation. At an indoor show where limited space does not permit the exclusive use of any ring for obedience, the same regulation will apply after the obedience rings have been set up. At a dog show, the material used for enclosing the obedience rings will be at least equal to the material used for enclosing the breed rings. If the ring has previously been used for breed judging, it must be thoroughly cleaned before the obedience judging starts.

A show or trial-giving club may designate a confined warm-up area, physically defined by ropes or ring gates. If offered, it must not be disruptive to any dog or person. The area should be monitored at all times by a person or persons designated by the club.

Section 34. Judge's Report on Ring and Equipment. The superintendent and the officials of the club holding the obedience trial are responsible for providing rings and equipment that meet the requirements of these regulations. The judges, however, must check both the ring and equipment before starting to judge. After the trial, they must report to the AKC any undesirable ring conditions or deficiencies that were not promptly corrected at their request.

Section 35. Judges' Education. Obedience judges must attend at least one obedience judges' seminar presented by AKC staff in every three-year period and will be ineligible to accept assignments if this requirement is not met.

To assist in educating prospective judges, prospective judges may apprentice under a judge who has been approved to judge the Utility class. The apprentice judge will score dogs and handlers from outside

the obedience ring. Proper notification to and consent from the judge must be given prior to the start of the class.

A person who is not currently suspended from the privileges of the AKC and who has trained and exhibited a dog to the Utility Dog title may be approved to judge non-regular classes, *unless these regulations state otherwise.*

CHAPTER 2

REGULATIONS FOR PERFORMANCE AND JUDGING

Section 1. Standardized Judging. Standardized judging is of paramount importance. Judges are not permitted to inject their own variations into the exercise but will see that each handler and dog execute the various exercises exactly as described in these regulations. A handler who is familiar with these regulations should be able to enter the ring under any judge without having to inquire how that particular judge wishes to have an exercise performed and without being confronted with any unexpected requirements.

The judge will inform the first exhibitor in each class what the heeling pattern will be before that exhibitor enters the ring. This may be done verbally, by posting the pattern ringside or by demonstration. This same procedure will be followed in the event of run-offs. In the Novice A class, a 15-minute walkthrough prior to the start of the class will be allowed for handlers without their dogs. The judge must be available in the ring during this period to brief the handlers and answer any questions they might have.

Section 2. Standard of Perfection. The judge must carry a mental picture of the theoretically perfect performance for each exercise and score each dog and handler against this standard. This “perfect picture” must comply with these regulations and shall combine the utmost in willingness, enjoyment and precision on the part of the dog with naturalness, gentleness and smoothness on the part of the handler. Speed alone does not necessarily indicate willingness and enjoyment. Lack of willingness and enjoyment on the part of the dog must be penalized, as must lack of precision in the dog’s performance. Roughness in handling, military precision or harsh commands by the handler must also be penalized. There shall be no penalty of less than one-half point.

Section 3. Qualifying Performance. A qualifying score in the judge’s book is certification that the dog has performed all the required exercises according to these regulations and justifies the awarding of the obedience title associated with the particular class. A qualifying score must never be awarded to a dog whose performance has not met the minimum requirements, to a dog that shows fear or resentment, or to a dog that relieves itself at any time while in the ring for judging. Handlers who carry or offer food in the ring or discipline or abuse their dogs in the ring must receive a non-qualifying (NQ) score.

In deciding whether a faulty performance of an exercise warrants a qualifying score, the judge will consider whether the awarding of an obedience title would be justified if all dogs in the class performed the exercise in a similar manner. The judge must not give a qualifying score for the exercise if they decide that it would be contrary to the best interests of the sport if all dogs in the class were to perform in the same way.

Section 4. Judge's Directions. The judge's orders and signals should be given to the handlers in a clear and understandable manner but in such a way that the work of the dogs is not disturbed. Before starting each exercise, the judge will ask, "Are you ready?" At the end of each exercise the judge will say, "Exercise finished." Each dog will be worked and judged separately, except for during the group exercises. The judging of an exercise will not begin until the judge has given the first order.

Section 5. No Added Requirements. No judge will require any dog or handler to do anything, nor penalize a dog or handler for failing to do anything, that is not required by these regulations.

Section 6. A and B Classes and Different Breeds. The same methods and standards will be used for judging and scoring the A and B classes and in judging and scoring the work of dogs of different breeds.

Section 7. Interference and Double Handling. A judge who is aware of any assistance, interference, or attempts to control a dog from outside the ring must act promptly to stop such double handling or interference and must penalize the dog substantially. If the judge feels the circumstances warrant, the dog will receive a non-qualifying (NQ) score for the exercise during which the aid was received.

Section 8. Re-judging. If a dog has failed an exercise, it will not ordinarily be re-judged unless the judge feels the dog's performance was prejudiced by peculiar and unusual conditions. In such a case, the judge may wish to re-judge the dog only on the portion of a two-part exercise in which the unusual condition occurred, e.g. the Figure Eight in Novice and Open or the Directed Jumping in Utility. Re-judging of the dog or dogs for the group exercises will be done with the next scheduled group within that class. The limits on the number of dogs allowed in the ring for the group exercise contained in Chapter 3, Section 12, will apply. Should there be no further group within that class, the dog or dogs to be re-judged will immediately do the exercise alone. The dog or dogs involved will be re-judged only on the exercise in question.

Section 9. Ties. In case of a tie for a placement in any class, each dog will be tested again, individually, by performing the entire Novice Heel Free exercise. The original scores will not be changed.

Section 10. Judge's Book and Score Sheets. The judge must enter the number of points deducted from each exercise in the official judge's book immediately after each dog has been judged on the individual exercises. An "NQ" should be recorded in the proper box and in the Total

Score column for any dog that fails to qualify in that exercise. This is to be completed before the next dog is judged.

Scores for the group exercises and qualifying total scores will be entered in the official judge's book immediately after each group of dogs has been judged.

No person other than the judge may make any numerical entry in the judge's book, and no score may be changed by the judge, except to correct a numerical error or an error in posting.

All final qualifying scores will be entered in the judge's book before ribbons are awarded. Judges may use separate scoresheets for their own purposes but should not give out such sheets or any other written scores. Nor should a judge permit anyone else to distribute score sheets or cards prepared by the judge. Copies of the sheets in the official judge's book will be made available through the superintendent or show or trial secretary for examination by handlers immediately after the ribbons have been awarded in each class.

If a club distributes scoresheets after the ribbons are awarded, they must contain no more information than is shown in the judge's book and will be marked "Unofficial."

Section 11. Announcement of Scores. The judge will not disclose any scoring to anyone until the entire class has been judged. Nor should anyone else be allowed to do so. Immediately after the group exercises for Novice, *Graduate Novice* and Open, the judge will inform the handlers of a *qualifying performance*. In *Graduate Open, Versatility and Utility*, the judge will inform the handler immediately following the last exercise.

After all the scores are recorded for the class or division of the class, the judge will call the qualifying dogs back into the ring. Before awarding the placements, the judge will inform the spectators of the maximum number of points required for a perfect score. After scores of each placement have been announced, the judge will tell the handlers their dogs' scores.

Section 12. Explanations and Errors. Judges are not required to explain their scoring and need not enter into a discussion with a dissatisfied exhibitor. After the class is finished and the judge's book has been turned in, however, the judge is encouraged to discuss the scoring with the exhibitors. Any interested person who thinks that there may have been a numerical error or an error in identifying a dog may report the facts to one of the stewards, *the judge*, the superintendent or to the show or trial secretary so that the matter may be checked.

Section 13. Compliance with Regulations and Standards. In accordance with the certification on the entry form, the handler of each dog and the person signing each entry form will be familiar with the AKC *Obedience Regulations* applicable to the class in which the dog is entered.

Section 14. Physically Challenged Handlers. Judges may modify specific requirements of these regulations so that physically challenged handlers may compete. Such handlers must be able to move around the ring without physical assistance or guidance. However, on the judge's instructions, someone may position a blind handler before, between and after each exercise. Dogs handled by such handlers will be required to perform all parts of all exercises as described in these regulations and will be penalized for failure to perform any part of an exercise.

Section 15. Catalog Order. Dogs should be judged in catalog order if it is practical to do so without holding up any judging. Judges are not required to wait for dogs for either the individual or the group exercises. Each handler is responsible for being ready at ringside when required and without being called. The judge's first consideration should be the convenience of those exhibitors who are ready when scheduled and who ask no favors.

If a request is made in advance of the class starting time, a judge may agree to judge a dog earlier or later than the time scheduled by catalog order. If no such arrangement has been made, however, a judge should not hesitate to mark absent any dog and handler not ready to be judged in catalog order.

Section 16. Use of Leash. All dogs must be kept on a leash except when in the obedience ring, warm-up ring or exercise area and must be brought into and taken out of the ring on leash. Dogs must be kept on leash in the ring when brought in to receive awards and when waiting in the ring before and after the group exercises. Except where otherwise specified in these regulations, the handler will leave the dog's leash on the judge's table or other designated place. The leash must be made of fabric or leather and need only be long enough to provide adequate slack during the Heel on Leash exercise.

Section 17. Collars. All dogs in the obedience ring must wear a properly fitted collar approved by the judge. No special training collars, such as electronic collars or prong collars, will be permitted. Nothing may be hanging from the dog's collar.

Section 18. Heel Position. The heel position as defined in these regulations applies whether the dog is sitting, standing, lying down or moving at heel. The dog should be at the handler's left side straight in line with the direction the handler is facing. The area from the dog's head to shoulder is to be in line with the handler's left hip. The dog should be close to, but not crowding, its handler so that the handler has freedom of motion at all times.

Section 19. Hands. In all exercises where the dog is required to heel free, one of these options should be followed: (1) when the handler is in motion, the arms and hands must move naturally at the sides and must hang naturally at the sides when stopped; or (2) the right hand and arm must move naturally at the side, while the left hand must be held against the front of the body, centered in the area of the waist, with the left forearm carried against the body.

In either of the above situations, the hands and arms may be adjusted during the fast portion of an exercise in order to maintain balance.

There will be a substantial deduction if the hands and arms are not carried in one of the positions stated above. In any exercise that requires a dog to sit in front, the handler's arms and hands must hang naturally at the sides until the dog has sat in front. The handler must receive a substantial deduction for not doing so.

Any movement of the handler's hands or arms from the time the dog sits in front and prior to the dog returning to the heel position will be considered an additional signal or command and will be penalized unless such movement is otherwise permitted by these regulations.

Section 20. Commands and Signals. When these regulations mention a command or signal, only a single command or signal may be given. Any extra commands or signals must be penalized. When these regulations specify command and/or signal, the handler may give either one or the other or both command and signal simultaneously. When a signal is permitted, it must be a single gesture with one arm and hand only, and the arm and hand must immediately be returned to a natural position.

Delay in following a judge's order to give a command or signal must be penalized, unless the judge directs the delay. Lack of prompt response by the dog to a command or signal is subject to a penalty.

Signaling correction to a dog is forbidden and will be penalized. Signals must be inaudible, and the handler must not touch the dog. Any unusual noise or motion may be considered to be a signal. Position of the arms and hands and movements of the head and/or body that aid the dog will be considered additional signals. A handler may, however, bend the body and knees to bring their hand level with the dog's eyes while giving a signal to a dog in heel position. Any kind of whistling is prohibited.

The dog's name may be used once immediately before any verbal command or before a verbal command and signal when these regulations permit command and/or signal. The name will not be used with any signal not given simultaneously with a verbal command. The dog's name, when given immediately before a verbal command, will not be considered as an additional command, but a dog that responds to its name without waiting for the verbal command will be scored as having anticipated the command. The dog should never anticipate the handler's directions but will wait for the appropriate commands and/or signals. Moving forward at the heel

without any command or signal other than the natural forward movement of the handler's body will not be considered anticipation.

Loud commands by handlers to their dogs create a poor impression of obedience and should be avoided. Shouting is not necessary, even in a noisy place, if the dog is properly trained to respond to a normal tone of voice. Commands the judge feels are excessively loud will be penalized substantially.

An extra command and/or signal in any non-principal part of an exercise does not constitute a failing score for that exercise.

Section 21. Additional Commands or Signals. If a handler gives an additional command or signal not permitted by these regulations, the dog shall be scored as though it had failed to perform that particular part of the exercise. This includes giving a signal or command when none is permitted or using the dog's name with a permitted signal but without a permitted command.

Section 22. Praise. Praise and petting are allowed between and after exercises, but points will be deducted from the total score for a dog that is not under reasonable control while being praised. There will be a substantial penalty for any dog that is picked up or carried at any time in the obedience ring.

Section 23. Handling Between Exercises. In the Novice class, the dog may be guided gently by the collar between exercises. No other physical guidance is permitted and, if used, must receive minor or substantial penalties, depending on the circumstances.

In the Open or Utility classes, there will be a substantial penalty for any dog that is physically guided at any time or not readily controllable. Minor penalties will be imposed for a dog that does not respond promptly to its handler's commands or signals before or between exercises in the Open or Utility classes.

Section 24. Orders and Minimum Penalties. The orders for the exercises and the standards for judging are set forth in the following chapters. The lists of faults are not intended to be complete, but minimum penalties are specified for most of the more common and serious faults. There is no maximum limit on penalties. A dog that makes none of the errors listed may still receive a non-qualifying (NQ) score for other reasons.

Section 25. Misbehavior. Any display of fear or nervousness by the dog or any uncontrolled behavior such as snapping, barking or running away from its handler must be penalized according to the seriousness of the misbehavior, whether it occurs during or between an exercise or before or after judging. The judge may excuse the dog from further competition in the class.

If the behavior occurs during an exercise, the penalty must first be applied to the score for that exercise. Should the penalty be greater than the value of the exercise, the additional points will be deducted from the total score under Miscellaneous Penalties. If such behavior occurs before or after the judging or between exercises, the entire penalty will be deducted from the total score. Any dog that relieves itself at any time while in the ring for judging must receive a non-qualifying (NQ) score and may be excused from the ring.

The judge must disqualify any dog that attacks or attempts to attack any person in the ring. Any dog that attacks another dog or that appears dangerous to other dogs in the ring must be excused.

Section 26. Training and Warm-up on the Grounds. There will be no intensive or abusive training of the dogs on the grounds or premises at an AKC licensed or member obedience trial or sanctioned match. Collars must be in accordance with Chapter 2, Section 17 of these regulations. These requirements should not be interpreted as preventing handlers from moving normally about the grounds or premises or from warming up their dogs using any exercise performed in the obedience ring, provided the dog is on a leash being held by the handler. Warm-ups should be performed as far from the obedience rings as is reasonably possible and must not be disruptive to any dog or person. Physical or verbal disciplining of a dog will not be permitted, except to a reasonable extent in case of an attack on either a dog or a person.

All dogs will be kept on leash except when in the obedience ring, designated warm-up area or exercise area. The superintendent, event secretary and Event Committee members shall be responsible for compliance with this section and shall investigate any reports of infractions.

Section 27. Training and Disciplining in the Ring. The judge will not permit any handler to use excessive verbal commands, to move toward the dog to correct it, or to practice any exercise in the ring at any time. Any exhibitor who does so may be excused. A dog whose handler disciplines it in the ring will be excused from further competition in the class and must receive a non-qualifying (NQ) score.

Section 28. Abuse of Dogs. The Event Committee will investigate any report of abuse or severe disciplining of dogs on the grounds or premises of a show, trial or match. Any person whose conduct is in any manner prejudicial to the best interests of the sport will be dealt with promptly.

The judge must immediately report any abuse of a dog in the ring to the Event Committee.

Section 29. Declining Entries. An Event Committee may decline any entries or may remove any dog from its trial for cause but in each such instance shall file good and sufficient reasons for doing so with the AKC.

CHAPTER 3

NOVICE

Section 1. Novice A Class. The Novice A class shall be for dogs that have not won the CD title. A handler must own the dog entered or be a member of the owner's household or immediate family and may not have previously handled any dog that has earned an AKC Novice, Open, or Utility title. Owners may enter more than one dog in this class. *The same person who handles the dog in the first four exercises must handle the dog in the group exercises; however, if a person has handled more than one dog in the first four exercises, that person must provide a handler for the additional dog in the same group exercise.* The additional handler for the group exercise need not be a member of the owner's household or immediate family. No dog may be entered in both Novice A and Novice B at any one trial.

Section 2. Novice B Class. The owner or any other person may handle dogs in this class to earn a CD title. Owners may enter more than one dog in this class. *The same person who handles the dog in the first four exercises must handle the dog in the group exercises; however, if a person has handled more than one dog in the first four exercises, that person must provide a handler for the additional dog in the same group exercise.* No dog may be entered in both Novice A and Novice B at any one trial.

Section 3. Novice Exercises and Scores. The exercises and maximum scores in the Novice classes:

1. Heel on Leash and Figure Eight	40 points
2. Stand for Examination	30 points
3. Heel Free	40 points
4. Recall	30 points
5. Long Sit	30 points
6. Long Down	30 points
Maximum Total Score	200 points

Section 4. Companion Dog Title. The letters CD may be added after the name of each dog that has been certified by three different judges to have received qualifying scores in Novice classes at three licensed or member obedience trials. That dog will receive a Companion Dog certificate from the AKC.

Section 5. Heel on Leash and Figure Eight. The principal feature of this exercise is the ability of the dog and handler to work as a team. Orders for this exercise are: "Forward," "Halt," "Right turn," "Left turn," "About turn," "Slow," "Normal" and "Fast." "Fast" means that

the handler must run, and the handler and dog must move forward at a noticeably accelerated speed. All about turns will be right about turns. Orders for halts and turns will be given only when the handler is moving at a normal speed. The other orders may be given in any sequence, and turns and halts may be repeated. However, the judge should standardize the heeling pattern for all dogs in the class.

The leash may be held in either hand or in both hands, but the hands must be held in a natural position. Any tightening or jerking of the leash and use of any extra commands and/or signals will be penalized.

The handler will enter the ring with the dog on a loose leash and stand with the dog sitting in the heel position. The judge will ask if the handler is ready before giving the order "Forward." The handler may give a command or signal to heel and will walk briskly and naturally with the dog on a loose leash. The dog should walk close to the handler's left side without swinging wide, lagging, forging or crowding. The dog must not interfere with the handler's freedom of motion at any time. At each order to halt, the handler will stop. The dog shall sit straight and promptly in the heel position without command or signal and shall not move until the handler again moves forward on the judge's order. After each halt, it is permissible for the handler to give a command or signal to heel before moving forward again. The judge will say, "Exercise finished" after this portion of the exercise.

For the Figure Eight, the handler will stand, and the dog will sit in heel position facing the judge, midway between the two stewards, who will stand 8 feet apart. The Figure Eight in the Novice classes will be done on leash; the handler may go around either steward first. After the judge asks, "Are you ready?" and gives the order, "Forward," the handler and dog will walk briskly around and between the two stewards twice. There will be no about turn, fast or slow, but the judge must order at least one halt during this exercise and another halt at the end.

Section 6. Heel on Leash and Figure Eight, Scoring. If a handler is constantly controlling the dog by tugging on the leash or is adapting to the dog's pace, that dog must receive a non-qualifying (NQ) score for the exercise.

Minor or substantial deductions, depending on the circumstances, will be made for additional commands or signals to heel or for failure of dog or handler to speed up noticeably for the fast or slow down noticeably for the slow.

Substantial or minor deductions shall be made for lagging, heeling wide, forging, crowding, poor sits, failure to sit at a halt and other heeling imperfections. Deductions should also be made for a handler who guides the dog with the leash or does not walk at a brisk pace.

While scoring this exercise, the judge should be near enough to observe any signals or commands given by the handler to the dog without interfering with either.

Section 7. Stand for Examination. The principal feature of this exercise is that the dog stand in position before and during the examination without displaying resentment. Orders are: “Stand your dog and leave when you are ready,” “Back to your dog,” and “Exercise finished.”

On the judge’s order, the handler will remove the leash and give it to a steward, who will place it on the judge’s table or other designated place. The handler will take their dog to the place indicated by the judge and, on the judge’s order, will stand/pose the dog by the method of the handler’s choice, taking any reasonable time if they choose to pose the dog as in the show ring. The handler will then stand with the dog in the heel position, give the command and/or signal to stay, walk straight forward about 6 feet, and then turn and face the dog.

The judge will approach the dog from the front. Using the fingers and palm of one hand, the judge will touch the dog’s head, body and hindquarters. On the order “Back to your dog,” the handler will walk around behind the dog and return to the heel position. The dog must remain standing until the judge has said “Exercise finished.”

Section 8. Stand for Examination, Scoring. The scoring of this exercise will not start until the handler has given the command and/or signal to stay, except for such things as rough treatment by the handler or active resistance by the dog to its handler’s attempts to have it stand. Either of these will be penalized substantially.

A dog must receive a non-qualifying (NQ) score if it sits or lies down, moves away from the place where it was left either before or during the examination, or growls, snaps or displays resentment.

Minor or substantial deductions, even to the point of a non-qualifying (NQ) score, will be made for shyness. Minor or substantial deductions will be made for a dog that moves its feet at any time or sits or moves away after the examination has been completed.

Section 9. Heel Free, Performance and Scoring. This exercise will be performed as in the Heel on Leash but without either the leash or the Figure Eight. The scoring and orders will be the same.

Section 10. Recall. The principal features of this exercise are that the dog stay where left until called by the handler, and that the dog responds promptly to the handler’s command or signal to come. Orders are: “Leave your dog,” “Call your dog,” and “Finish.”

On order from the judge, the handler may give a command and/or signal to the dog to stay in the sit position. The handler will then walk forward to the other end of the ring, turn to face the dog, and stand with the arms and hands hanging naturally. On the judge’s order or signal, the handler will either command or signal the dog to come. The dog must come directly, at a brisk trot or gallop and sit straight, centered in front of the

handler. The dog must be close enough to its handler so that the handler could touch its head without excessive bending, stretching or moving either foot. On the judge's order, the handler will give a command or signal to finish. The dog must go smartly to heel position and sit. The manner in which the dog finishes will be optional, provided it is prompt and that the dog sits straight at heel.

Section 11. Recall, Scoring. A dog must receive a non-qualifying (NQ) score if it is given an additional command and/or signal to stay, if it fails to come on the first command or signal, if it moves from the place it was left before being called or signaled to come, or if it does not sit close enough to its handler so that the handler could touch its head without excessive bending, stretching or moving either foot.

Substantial deductions will be made for a handler's extra command or signal to sit or finish and for a dog that fails to remain sitting and either stands or lies down, fails to come at a brisk trot or gallop, fails to sit in front, or fails to finish or sit at heel.

Minor or substantial deductions will be made for slow or poor sits, for finishes that are not prompt or smart, for touching the handler on coming in or while finishing, and for sitting between the handler's feet.

Section 12. Group Exercises. The principal feature of these exercises is that the dog remain in the sitting or down position, whichever is required by the particular exercise.

Orders are: "Sit your dogs" or "Down your dogs," "Leave your dogs," and "Back to your dogs."

All competing dogs in the class perform these exercises together. If, however, there are more dogs competing than can be spaced 4 feet per dog on one side of a ring, some must be judged in another group.

The judge will divide the class into approximately equal sections, and the group exercise will be judged after each section.

If the same judge judges both Novice A and Novice B and the combined class would not have to be divided into equal sections, the two classes may be judged in one group.

The dogs that are in the ring will be lined up in catalog order along one of the four sides of the ring. Each handler's armband, weighted as necessary, will be placed behind their dog.

Before starting the Long Sit, the judge will ask if the handlers are ready. When the judge gives the order, the handlers will command and/or signal their dogs to sit, if they are not already sitting. On further order to "Leave your dogs," the handlers will give a command and/or signal to stay and immediately will go to the opposite side of the ring, turn and face their dogs.

The judge will promptly instruct the handler or a steward to remove any dog that interferes with another dog. Any dog that leaves the place

where it was left during the first group exercise must be excused from the remaining group exercise.

After one minute from the time the judge has ordered the handlers to leave their dogs, the judge will give the order to return. The handler must go back promptly, walking around and in back of their own dog to the heel position. The dogs must not move from the sitting position until after the judge has said, "Exercise finished." This order will not be given until the handlers are back in heel position.

Before starting the Long Down, the judge will ask if the handlers are ready. On the judge's order, the handlers will command and/or signal their dogs to down, without touching either the dogs or their collars, so that the dogs are facing the opposite side of the ring. The rest of this exercise is done in the same manner as the Long Sit, except that the judge will order the handlers to return after three minutes, and the dogs must not move from the down position until after the judge has said, "Exercise finished."

The dogs will not be required to sit at the end of this exercise.

Section 13. Group Exercises, Scoring. A non-qualifying score (NQ) is required for the following: The dog moving a substantial distance away from the place where it was left any time during the exercise, going over to any other dog, not remaining in the required position until the handler has returned to heel position, and repeatedly barking or whining. A substantial deduction will be made for a dog that moves even a short distance from where it was left, that barks or whines only once or twice, or that changes from a sit to a down or from a down to a sit after the handler has returned to the heel position and before the judge has given the order, "Exercise finished."

Depending on the circumstance, a minor or substantial deduction will be made for touching the dog or its collar while getting the dog into the down position.

A dog that is out of position enough to interfere with an adjacent dog must be repositioned by its handler and will be substantially penalized. In extreme cases the dog may be excused. A dog that interferes with another dog on the *first group exercise must be excused from participating in the remaining group exercise.*

During these exercises the judge will stand so that all the dogs are clearly visible and where the judge can see all the handlers in the ring without having to turn around.

Scoring of the exercises will not start until after the judge has ordered the handlers to leave their dogs, except for such things as rough treatment of a dog by its handler or resistance by a dog to its handler's attempts to make it sit or lie down. These will be penalized substantially; in extreme cases the dog may be excused.

The judge will not give the "Exercise finished" order until the handlers have returned to heel position.

CHAPTER 4**OPEN**

Section 1. Open A Class. The Open A class will be for dogs that have won the CD title but have not won the CDX title. Anyone who has trained or exhibited a dog that has earned an OTCH may not enter or handle dogs in this class. Each dog must be handled by its owner or by a member of the owner's household or immediate family. Owners may enter more than one dog in this class. *The same person who handles the dog in the first five exercises must handle the dog in the group exercises. However, if a person has handled more than one dog in the first five exercises, that person must provide a handler for the additional dog in the same group exercises.* The additional handler for the group exercise need not be a member of the owner's household or immediate family. No dog may be entered in both the Open A and Open B classes at any one trial.

Section 2. Open B Class. The Open B class will be for dogs that have won the CD or CDX titles. A dog may continue to compete in this class after it has won the UD title. The owner or any other person may handle dogs in this class. Owners may enter more than one dog in this class. *The same person who handles the dog in the first five exercises must handle the dog in the group exercises. However, if a person has handled more than one dog in the first five exercises, that person must provide a handler for the additional dog in the same group exercises.* No dog may be entered in both Open A and Open B classes at any one trial.

Prior to the start of judging, the judge will decide the order of exercises to be performed in that class. This order will not be disclosed to exhibitors until it is posted at the ring, approximately 45 minutes before the start of the class. In future assignments, judges are required to alternate the six orders of exercises so that each will be used approximately the same number of times.

Section 3. Open A Exercises and Scores. The exercises and maximum score in the Open A class:

1. Heel Free and Figure Eight	40 points
2. Drop on Recall	30 points
3. Retrieve on Flat	20 points
4. Retrieve over High Jump	30 points
5. Broad Jump	20 points
6. Long Sit	30 points
7. Long Down	30 points
Maximum Total Score	200 points

Section 4. Open B Exercises and Scores. The various orders of exercises in the Open B class:

OPEN I

- | | |
|-------------------------------|-----------|
| 1. Heel Free and Figure Eight | 40 points |
| 2. Drop on Recall | 30 points |
| 3. Retrieve on Flat | 20 points |
| 4. Retrieve over High Jump | 30 points |
| 5. Broad Jump | 20 points |
| 6. Long Sit | 30 points |
| 7. Long Down | 30 points |

OPEN II

- | | |
|-------------------------------|-----------|
| 1. Broad Jump | 20 points |
| 2. Retrieve over High Jump | 30 points |
| 3. Retrieve on Flat | 20 points |
| 4. Drop on Recall | 30 points |
| 5. Figure Eight and Heel Free | 40 points |
| 6. Long Down | 30 points |
| 7. Long Sit | 30 points |

OPEN III

- | | |
|-------------------------------|-----------|
| 1. Retrieve on Flat | 20 points |
| 2. Drop on Recall | 30 points |
| 3. Retrieve over High Jump | 30 points |
| 4. Broad Jump | 20 points |
| 5. Figure Eight and Heel Free | 40 points |
| 6. Long Sit | 30 points |
| 7. Long Down | 30 points |

OPEN IV

- | | |
|-------------------------------|-----------|
| 1. Drop on Recall | 30 points |
| 2. Heel Free and Figure Eight | 40 points |
| 3. Retrieve over High Jump | 30 points |
| 4. Broad Jump | 20 points |
| 5. Retrieve on Flat | 20 points |
| 6. Long Sit | 30 points |
| 7. Long Down | 30 points |

OPEN V

- | | |
|-------------------------------|-----------|
| 1. Retrieve over High Jump | 30 points |
| 2. Drop on Recall | 30 points |
| 3. Figure Eight and Heel Free | 40 points |
| 4. Retrieve on Flat | 20 points |
| 5. Broad Jump | 20 points |
| 6. Long Down | 30 points |
| 7. Long Sit | 30 points |

OPEN VI

1. Broad Jump	20 points
2. Figure Eight and Heel Free	40 points
3. Drop on Recall	30 points
4. Retrieve over High Jump	30 points
5. Retrieve on Flat	20 points
6. Long Sit	30 points
7. Long Down	30 points

Section 5. Companion Dog Excellent Title. The letters CDX may be added after the name of each dog that has been certified by three different judges to have received qualifying scores in Open classes at three licensed or member obedience trials. That dog will receive a Companion Dog Excellent certificate from the AKC.

Section 6. Heel Free and Figure Eight, Performance and Scoring. This exercise will be executed in the same manner as the Novice Heel on Leash and Figure Eight exercise, except that the dog will be off leash. Orders and scoring are the same as in Heel on Leash and Figure Eight.

Section 7. Drop on Recall. The principal features of this exercise, in addition to those listed under the Novice Recall, are the dog’s prompt response to the handler’s command or signal to drop and the dog’s remaining in the down position until again called or signaled to come. The dog will be judged on the promptness of its response to the command or signal. The judge will order “Leave your dog,” “Call your dog,” then give a clear signal to drop the dog, followed by “Call your dog” and “Finish.”

On order from the judge, the handler may give a command and/or signal for the dog to stay in the sit position. The handler will walk forward to the other end of the ring, then turn, face the dog, and stand naturally. On the judge’s order or signal, the handler will either command or signal the dog to come. The dog must come directly at a brisk trot or gallop. On the judge’s arm or hand signal, the handler shall give the command or signal to drop, and the dog must drop immediately to a complete down position. The dog must remain down until the judge gives the order or signal for the handler to signal or command the dog to come. The dog completes the exercise as in the Novice Recall.

Section 8. Drop on Recall, Scoring. A non-qualifying (NQ) score must be given to any dog that does not drop completely to the down position on a single command or signal or to a dog that does not remain down until called or signaled.

Minor or substantial deductions, up to a non-qualifying (NQ) score, shall be made for delayed or slow response to the handler’s command or signal to drop and for slow response to either of the recalls. All applicable penalties listed under the Novice Recall shall apply.

Section 9. Retrieve on Flat. The principal feature of this exercise is that the dog retrieve promptly. Orders are: “Throw it,” “Send your dog,” “Take it” and “Finish.”

The handler will stand with the dog sitting in the heel position in a place designated by the judge. On the judge’s order “Throw it,” the handler will give the command and/or signal to stay. If the handler does use a signal, that signal may not be given with the hand that is holding the dumbbell. After the dumbbell is thrown at least 20 feet, the judge will order the handler to “Send your dog.” The retrieve should be executed at a brisk trot or gallop. The dog will go directly to the dumbbell and retrieve it, returning directly to the handler as in the Novice Recall without unnecessary mouthing or playing. On order from the judge to “Take it,” the handler will give command or signal and take the dumbbell.

The finish will be executed as in the Novice Recall.

The dumbbell, which must be approved by the judge, will be made of one or more solid pieces of wood or non-wooden material similar in size, shape and weight to a wooden dumbbell. Metal dumbbells are not permitted. Dumbbells will not be hollowed out. They may be unfinished, coated with a clear finish or may be any color. They may not have decorations or attachments but may bear an inconspicuous mark for identification. The size of the dumbbell will be proportionate to the size of the dog. The judge will require the dumbbell to be thrown again before the dog is sent if it is thrown less than 20 feet, too far to one side or too close to the ring’s edge.

Section 10. Retrieve on Flat, Scoring. A dog must receive a non-qualifying (NQ) score if it fails to go out on the first command or signal, goes to retrieve before the command or signal is given, fails to retrieve, or does not return with the dumbbell sufficiently close that the handler can easily take the dumbbell as described above.

Minor or substantial deductions will be made for a dog’s slowness in going out, returning or picking up the dumbbell, not going directly to the dumbbell, mouthing or playing with the dumbbell, and reluctance or refusal to release the dumbbell to the handler. Depending on the extent, minor or substantial deductions will be made for dropping the dumbbell. All other applicable penalties listed under the Novice Recall will apply.

Section 11. Retrieve Over High Jump. The principal features of this exercise are that the dog go out over the jump, pick up the dumbbell and promptly return with it over the jump. Orders are: “Throw it,” “Send your dog,” “Take it,” and “Finish.” This exercise will be executed in the same manner as the Retrieve on Flat, except that the dog will clear the high jump both going and coming. The handler will stand at least 8 feet (or any reasonable distance beyond 8 feet) from the jump, will remain in the same spot throughout the exercise, and will throw the dumbbell at least 8 feet beyond the jump. (These 8-foot distances should be clearly marked.)

Jump heights shall be set in multiples of 2 inches with no dog jumping less than **4** inches or more than 36 inches. A jump height is determined by the height of the dog at the withers (*see table below for standard jump heights*). The actual height of the dog shall be rounded to the nearest multiple of 2 inches to determine the minimum jump height, *with the exception of dogs eligible for the 4 inch jump height. Dogs eligible for the 4 inch jump height must be less than 7½ inches at the withers.* Handlers who choose to have their dogs jump more than the minimum required height will neither be penalized nor receive extra consideration.

Standard Jump Height Table

<u><i>Measured height of dog at withers</i></u>	<u><i>Minimum height to be jumped</i></u>
<i>Less than 7½"</i>	<i>4"</i>
<i>7½" to 9"</i>	<i>8"</i>
<i>Greater than 9" up to 11"</i>	<i>10"</i>
<i>Greater than 11" up to 13"</i>	<i>12"</i>
<i>Greater than 13" up to 15"</i>	<i>14"</i>
<i>Greater than 15" up to 17"</i>	<i>16"</i>
<i>Greater than 17" up to 19"</i>	<i>18"</i>
<i>Greater than 19" up to 21"</i>	<i>20"</i>
<i>Greater than 21" up to 23"</i>	<i>22"</i>
<i>Greater than 23" up to 25"</i>	<i>24"</i>
<i>Greater than 25" up to 27"</i>	<i>26"</i>
<i>Greater than 27" up to 29"</i>	<i>28"</i>
<i>Greater than 29" up to 31"</i>	<i>30"</i>
<i>Greater than 31" up to 33"</i>	<i>32"</i>
<i>Greater than 33" up to 35"</i>	<i>34"</i>
<i>Greater than 35" up to 37"</i>	<i>36"</i>
<i>Greater than 37"</i>	<i>36"</i>

The minimum jump height for breeds listed in Appendix A shall be set to **three-quarters** the dog's actual height at the withers. This jump height shall also be rounded to a multiple of 2 inches. The minimum jump heights for approved breeds will be set in accordance with the **table listed in Appendix A**. Handlers of **these** breeds may choose to have the dog jump higher than listed in the table.

The stewards, based on the **jump height listed, will** preset the jumps. The judge will make certain the jump is at least the minimum required height for each dog and must also be aware that the jump may be set at a higher height if requested by the handler. Judges may, at their discretion, verify the height of any dog at the withers.

The high jump will be 5 feet wide and built to **be set at a height of 4 inches and adjustable** at 2-inch increments from 8 inches to 36 inches. The uprights of the high jump will be 4 feet high. In addition, **four** 8-inch

boards, *one* 4-inch board and *one* 2-inch board should be *available for* use. The jump will be a flat white. The height of each board will be indicated in black 2-inch numbers.

Section 12. Retrieve Over High Jump, Scoring. A dog that fails to go over the full height of the jump in either direction, that uses the jump for any aid in going over, or that returns over the jump without the dumbbell must receive a non-qualifying (NQ) score. Depending on the specific circumstances, minor or substantial deductions shall be made for a dog that touches the jump when going over it or for a dog that displays any hesitation in jumping. All other penalties listed under the Retrieve on Flat apply.

Section 13. Broad Jump. The principal features of this exercise are that the dog stay where left until directed to jump, that the dog clear the jump on a single command or signal, and that the dog return to its handler after it has jumped. Orders are “Leave your dog,” “Send your dog,” and “Finish.” The handler will stand with the dog sitting in the heel position at least 8 feet from the jump facing the lowest side of the lowest hurdle. (This 8-foot distance *must* be clearly marked.) On order from the judge to “Leave your dog,” the handler will give the command and/or signal to stay and go to a position facing the right side of the jump. Handlers may stand anywhere between the lowest edge of the first hurdle and the highest edge of the last hurdle with their toes about 2 feet from the jump.

On the judge’s order, the handler will give the command or signal to jump. While the dog is in midair, the handler will execute a *90-degree pivot*, but will remain in the same spot. The dog will clear the entire distance of the hurdles without touching them and, without further command or signal, immediately return to a sitting position in front of the handler, finishing as in the Novice Recall.

The broad jump will consist of four white telescoping hurdles, all about 8 inches wide. The largest hurdle will measure about 5 feet long and about 6 inches at the highest point. In the ring, they will be arranged in order of size, evenly spaced, covering a distance equal to twice the height of the high jump setting for each dog. Four hurdles will be used for a jump of 48 to 72 inches, three for 28 to 44 inches, two for a jump of 16 to 24 inches, *and one for 8 inches*. When decreasing the number of hurdles in the jump, the highest hurdle will be removed first. It is the judge’s responsibility to see that the distance jumped by each dog is in accordance with these regulations.

Section 14. Broad Jump, Scoring. A dog that fails to stay until directed to jump, refuses the jump on the first command or signal, or steps on or between the hurdles must receive a non-qualifying (NQ)

score. Depending on the circumstances, minor or substantial deductions will be made for a dog that does not return directly to the handler, that displays any hesitation in jumping, or that touches the jump. All applicable penalties listed under the Novice Recall shall apply.

Section 15. Open Group Exercises, Performance and Scoring. During these exercises the judge will stand so that all the dogs are clearly visible. Without having to turn around, judges should be able to see all the handlers as they leave and return to the ring.

These exercises are performed in the same manner as in the Novice classes, except that the handlers must cross to the opposite side of the ring then leave in a single file and go completely out of the dogs' sight. Counting from the judge's order to "Leave your dogs," the handlers must remain in the place designated by the judge until three minutes have passed for the Long Sit and five minutes for the Long Down. On the judge's orders, the handlers will return to the ring in reverse order, line up to face their dogs at the opposite side of the ring, and return to their dogs.

Orders and scoring are the same as in the Novice group exercises.

CHAPTER 5**UTILITY**

Section 1. Utility A Class. The Utility A class is for those dogs that have won the CDX title but have not won the UD title. Anyone who has trained or exhibited a dog that has earned an Obedience Trial Championship may not enter or handle dogs in this class. Each dog will be handled by its owner or by a member of the owner's immediate family or household. Owners may enter more than one dog in this class.

Section 2. Utility B Class. The Utility B class is for dogs that have won the CDX or UD title. The owner or any other person may handle dogs in this class, and owners may enter more than one dog in this class. No dog may be entered in both Utility A and Utility B classes at any one trial.

Prior to the start of judging, the judge will decide the order of exercises to be performed in this class. This order will not be disclosed to exhibitors until it is posted at the ring, approximately 45 minutes before the start of the class. In future assignments, judges are required to alternate the six orders of exercises so that each will be used approximately the same number of times.

Section 3. Utility A Exercises and Scores. The exercises, maximum scores and order of judging in the Utility A class:

1. Signal Exercise	40 points
2. Scent Discrimination Article No. 1	30 points
3. Scent Discrimination Article No. 2	30 points
4. Directed Retrieve	30 points
5. Moving Stand and Examination	30 points
6. Directed Jumping	40 points
Maximum Total Score	200 points

Section 4. Utility B Exercises and Scores. The various orders of exercises in the Utility B class:

UTILITY I

1. Signal Exercise	40 points
2. Scent Discrimination Article No. 1	30 points
3. Scent Discrimination Article No. 2	30 points
4. Directed Retrieve	30 points
5. Moving Stand and Examination	30 points
6. Directed Jumping	40 points

UTILITY II

- | | |
|---------------------------------------|-----------|
| 1. Directed Jumping | 40 points |
| 2. Moving Stand and Examination | 30 points |
| 3. Directed Retrieve | 30 points |
| 4. Scent Discrimination Article No. 1 | 30 points |
| 5. Scent Discrimination Article No. 2 | 30 points |
| 6. Signal Exercise | 40 points |

UTILITY III

- | | |
|---------------------------------------|-----------|
| 1. Scent Discrimination Article No. 1 | 30 points |
| 2. Scent Discrimination Article No. 2 | 30 points |
| 3. Directed Retrieve | 30 points |
| 4. Signal Exercise | 40 points |
| 5. Moving Stand and Examination | 30 points |
| 6. Directed Jumping | 40 points |

UTILITY IV

- | | |
|---------------------------------------|-----------|
| 1. Moving Stand and Examination | 30 points |
| 2. Directed Jumping | 40 points |
| 3. Signal Exercise | 40 points |
| 4. Directed Retrieve | 30 points |
| 5. Scent Discrimination Article No. 1 | 30 points |
| 6. Scent Discrimination Article No. 2 | 30 points |

UTILITY V

- | | |
|---------------------------------------|-----------|
| 1. Directed Retrieve | 30 points |
| 2. Scent Discrimination Article No. 1 | 30 points |
| 3. Scent Discrimination Article No. 2 | 30 points |
| 4. Directed Jumping | 40 points |
| 5. Signal Exercise | 40 points |
| 6. Moving Stand and Examination | 30 points |

UTILITY VI

- | | |
|---------------------------------------|-----------|
| 1. Directed Retrieve | 30 points |
| 2. Signal Exercise | 40 points |
| 3. Directed Jumping | 40 points |
| 4. Moving Stand and Examination | 30 points |
| 5. Scent Discrimination Article No. 1 | 30 points |
| 6. Scent Discrimination Article No. 2 | 30 points |

Section 5. Utility Dog Title. The letters UD may be added after the name of each dog that has been certified by three different judges to have received qualifying scores in Utility classes at three licensed or member obedience trials. That dog will receive a Utility Dog certificate from the AKC.

Section 6. Signal Exercise. The principal features of this exercise are the ability of dog and handler to work as a team while heeling and the dog's correct response to the signals to stand, stay, down, sit and come.

Orders are the same as in the Novice Heel on Leash, except for the judge's order to "Stand your dog." This order will only be given when the dog and handler are walking at a normal pace and will be followed by the order to "Leave your dog." The judge must use signals for directing the handler to signal the dog to down, sit, come (in that sequence) and to finish.

Heeling will be done as in the Heel Free, except that handlers may use signals only and must not speak to their dogs at any time during this exercise. While the dog is heeling at one end of the ring, the judge will order the handler to "Stand your dog." On further order to "Leave your dog," the handler will signal the dog to stay, go to the other end of the ring, then turn and face the dog. On the judge's signal, the handler will give the signals to down, sit, come and finish as in the Novice Recall.

Section 7. Signal Exercise, Scoring. A dog that fails to obey the handler's first signal to stand, stay, down, sit or come or that receives a verbal command from the handler to do any of these parts of the exercise, must receive a non-qualifying (NQ) score. Depending on the specific circumstances, minor or substantial deductions will be made for a dog that walks forward on the stand, down or sit portions of the exercise. The deduction could be up to an NQ. A substantial deduction will be made for any audible command during the heeling or finish portions of the exercise. All applicable penalties listed under the Heel on Leash and the Novice Recall (after the dog has been signaled to come) exercises will apply.

Section 8. Scent Discrimination. The principal features of these exercises are the selection of the handler's article from among the other articles by scent alone and the prompt delivery of the correct article to the handler.

The judge will ask, "What method will you be using to send your dog?" The handler must respond with either "After a sit" or "Send directly." The judge will then ask, "Are you ready?" immediately prior to taking the article from the handler. This taking of the article will be considered to be the first order, and scoring of the exercise will begin at that time. The remaining orders are: "Send your dog," "Take it," and "Finish."

In each of these two exercises, the dog must select and retrieve an article that has been handled by its handler. The dog must make this selection based on scent alone.

The articles will be provided by the handler and will consist of two sets, each comprised of five identical objects, which may be items of everyday use. The size of the articles will be proportionate to the size of

the dog. One set must be made entirely of rigid metal and one of leather, designed so that only a minimum amount of thread or other material is visible. The articles in each set will be legibly numbered with a different number and must be approved by the judge. The handler will present all ten articles to the judge, who will make a written note of the numbers on the two articles they have selected. These articles will be placed on a table or chair within the ring until the handler picks each up separately.

The judge or steward will handle each of the remaining eight articles while randomly arranging them on the floor or ground about 6 inches apart. The closest article should be about 20 feet from the handler and dog. Before the dog is sent, the judge must make sure that the articles are visible to both dog and handler and that they are far enough apart so that there will be no confusion of scent among articles.

After the articles have been put out, the handler and dog will turn around and will remain facing away until the judge has given the order, "Send your dog." The handler may use either article first, but must hand it to the judge immediately when ordered. The judge will make certain handlers scent each article with their hands only.

On the judge's order, the handler will place the article on the judge's book or worksheet. Without touching that article, the judge or steward will place it among the others.

On order from the judge to "Send your dog," the handler may give the command to heel and will turn in place, either right or left, to face the articles. The handler will come to a halt with the dog sitting in the heel position. The handler will then give the command or signal to retrieve. Handlers may, on order from the judge to "Send your dog," do a right about-turn, simultaneously giving the command or signal to retrieve. In this case, the dog should not assume a sitting position but must go directly to the articles.

Handlers have the option as to how the dog is sent. Handlers may give their scent by extending the palm of one hand in front of the dog's nose or gently touching the dog's nose, but the arm and hand must be returned to a natural position before they turn and face the articles.

The dog should go directly to the articles at a brisk trot or gallop. It may take any reasonable time to select the correct article but must work continuously. After picking up the correct article, the dog will complete the exercise as in the Retrieve on Flat. This procedure should be followed for both articles.

If a dog retrieves the wrong first article, that article and the correct one must be removed. They will be placed on the table or chair, and the next exercise will be done with one less article.

Section 9. Scent Discrimination, Scoring. A dog that retrieves a wrong article or that does not complete the retrieve of the right article must receive a non-qualifying (NQ) score. If the "After a sit" method is

used, anticipating the command to retrieve must receive a non-qualifying (NQ) score. If the “Send directly” method is used, any additional command to retrieve must receive a non-qualifying (NQ) score. Depending on the circumstances, minor or substantial deductions should be made for a dog that is slow, that does not go directly to the articles, that does not work continuously, or for a handler who uses excessive motions when turning toward the articles.

Similar deductions will be made for a dog that picks up the wrong article, even if it is immediately put down again, for any roughness by handlers in giving their scent to the dog, or for handlers not turning in place. There should be no penalty for a dog that takes a reasonably long time examining the articles, provided it is working continuously. All applicable penalties listed under the Novice Recall and the Retrieve on Flat will apply.

Section 10. Directed Retrieve. The principal features of this exercise are that the dog stay until directed to retrieve and that it go directly to the designated glove and retrieve it promptly. In this exercise the handler will provide three gloves that are predominately white. They must be open and must be approved by the judge. Handlers will stand with their backs to the unobstructed end of the ring midway between and in line with the jumps. The dog will be sitting in heel position. The judge or steward will drop the gloves across the end of the ring while the handler and dog are facing the opposite direction. One glove is dropped about 3 feet in from each corner, and the remaining glove is dropped in the center, about 3 feet from the end of the ring.

The gloves will be designated “One,” “Two,” or “Three,” reading from left to right when the handler is facing the gloves. The orders for the exercise are: “One,” “Two,” or “Three,” “Take it,” and “Finish.” When the judge designates the glove by number, the handler will turn in place to face the glove, halting with the dog sitting in heel position. The handler may not touch the dog or reposition it. The handler will give the dog the direction to the designated glove with a single motion of the left hand and arm along the right side of the dog. Either simultaneously with or immediately following giving the direction, the handler must give a verbal retrieve command. The dog must then go directly to the glove, completing the exercise as in the Retrieve on Flat.

Handlers may bend their bodies and knees as far as necessary to give the direction to the dogs but must then stand up in a natural position with their arms at their sides. *The judge will designate the same glove number for each handler. For each judging assignment, the judge must alternate the number of the glove used.*

Section 11. Directed Retrieve, Scoring. A non-qualifying (NQ) score is required for any commands or signals to position the dog after the

handler turns to face the glove, for a dog that does not go directly to the designated glove, or for a dog that does not retrieve the correct glove. A handler who does not give a verbal command to retrieve simultaneously or immediately after giving the direction to retrieve must receive a non-qualifying (NQ) score.

A substantial deduction, depending on the extent of the infraction, will be made for a handler who does not turn in place or does not face the designated glove. The substantial deduction may include a non-qualifying (NQ) score. All applicable penalties listed under the Novice Recall and the Retrieve on Flat will apply.

Section 12. Moving Stand and Examination. The principal features of the exercise are that the dog heel, stand and stay as the handler moves away; accept the examination without shyness or resentment; and return to the handler on command.

Orders for the exercise are: “Forward,” “Stand your dog,” and “Call your dog to heel.”

The handler will stand with the dog sitting in heel position at a point indicated by the judge. The judge will ask, “Are you ready?” and then will order “Forward.” The handler will command or signal the dog to heel. After the handler has proceeded about 10 feet, the judge will order “Stand your dog.” Without pausing, the handler will command and/or signal the dog to stand and continue forward about 10 to 12 feet. The handler will then turn either to the right or left to face the dog, which must stand and stay in position. The judge will approach the dog from the front to examine it as in dog show judging, except the exam will not include the teeth, testicles *or tail*.

When the judge orders “Call your dog to heel,” the handler will command and/or signal the dog to return to the heel position. The dog should return to heel position in a brisk manner.

Section 13. Moving Stand and Examination, Scoring. A non-qualifying (NQ) score is required for a dog that does any of the following: displays fear or resentment; moves from the place where it was left; sits or lies down before it is called; growls or snaps; repeatedly whines or barks; fails to heel, stand, stay, or accept the judge’s examination; or fails to return to the handler.

Depending on the circumstances, minor or substantial deductions must be made for a dog that moves its feet repeatedly while remaining in place or for a dog that returns to the handler as defined in the Novice Recall but not to heel position.

Depending on the extent of hesitation, minor or substantial deductions should be made for the handler who hesitates or pauses while giving the stand command and/or signal. All appropriate penalties of the Novice Heel Free, Stand for Examination and Recall exercises will apply.

Section 14. Directed Jumping. The principal features of this exercise are that the dog goes away from the handler to the opposite end of the ring, stop, jump as directed, and return as in the Novice Recall. The orders are: “Send your dog,” “Bar,” “High” and “Finish.”

The jumps will be placed midway in the ring at right angles to the longest sides of the ring about 18 to 20 feet apart. The judge must see that the jumps are set at the required height for each dog, as described in the Retrieve Over High Jump.

The handler will stand in the approximate center of the ring with the dog sitting in heel position, about 20 feet from the jumps and midway between them. Upon order from the judge, the handler will command and/or signal the dog to go forward at a brisk trot or gallop to a point about 20 feet past the jumps in the approximate center of the unobstructed end of the ring. When the dog reaches this point, the handler will give a command to sit. The dog must stop and sit with its attention on the handler, but it need not sit squarely.

The judge will order either “Bar” or “High” for the first jump, and the handler will command and/or signal the dog to return to the handler over the designated jump. While the dog is in midair, the handler may turn to face the dog as it returns. The dog will sit in front of the handler and, on order from the judge, finish as in the Novice Recall. After the dog has returned to heel position, the judge will say, “Exercise finished.” When the dog is set up for the second half of this exercise, the judge will ask, “Are you ready?” before giving the order for the second part of the exercise. The same procedure will be followed for the second jump.

It is optional which jump the judge first indicates, but both jumps must be included. The judge must not designate the jump until the dog has reached the far end of the ring.

The height of the jumps and construction of the high jump will be the same as required in the Open classes. The bar jump will consist of a bar between 2 and 2½ inches square with the edges rounded to remove any sharpness. The bar will be flat black and white in alternate sections each about 3 inches wide. The bar will have the weight of wood. It will be supported by two unconnected 4-foot upright posts about 5 feet apart and ***built to be set at a height of 4 inches and*** must be adjustable for each 2 inches of height from 8 inches to 36 inches. The jump must be built so that the bar may be knocked off without affecting the uprights.

Section 15. Directed Jumping, Scoring. A dog will receive a non-qualifying (NQ) score if it: anticipates the handler’s command and/or signal to go out; fails to leave the handler; does not go out between the jumps; does not stop and remain at least 10 feet past the jumps ***without an additional command***; anticipates the handler’s command and/or signal to jump; returns over the wrong jump; knocks the bar off the uprights; or uses the top of any jump for aid in going over.

Minor or substantial deductions will be made for a dog that does not stop on command, that does not stop in the approximate center of the ring about 20 feet past the jumps, that does not sit, ***that receives an additional command to sit after the dog has stopped,*** or that anticipates the handler's command to sit.

Depending on the extent of the violation, minor or substantial deductions will be made for slowness in going out, for touching the jumps, or for any hesitation in jumping.

All applicable penalties of the Novice Recall exercises will apply.

CHAPTER 6
GRADUATE NOVICE
OPTIONAL TITLING CLASS

Section 1. Graduate Novice Class. The Graduate Novice class shall be for dogs that have not won a Graduate Novice title (GN). The Graduate Novice class is an optional class that may be offered by clubs at obedience events. Judges for this class must be approved to judge Novice or higher classes. The owner or any other person may handle dogs in this class. A person may enter more than one dog in this class. However, if a person has handled more than one dog in the first five exercises, that person must provide a handler for the additional dog in the same Long Down exercise. If eligible as defined in these regulations, dogs entered in Graduate Novice may also be entered in any other obedience classes. Judging will be as in the regular classes.

The exercises, maximum scores and order of judging:

<i>1. Heel on Leash and Figure Eight (off leash)</i>	<i>40 points</i>
<i>2. Drop on Recall</i>	<i>40 points</i>
<i>3. Dumbbell Recall</i>	<i>30 points</i>
<i>4. Recall Over High Jump</i>	<i>30 points</i>
<i>5. Recall Over Broad Jump</i>	<i>30 points</i>
<i>6. Long Down</i>	<i>30 points</i>
<i>Maximum Total Score</i>	<i>200 points</i>

Section 2. Graduate Novice Title. The letters GN may be added after the name of each dog that has been certified by three different judges to have received qualifying scores in Graduate Novice classes at three licensed or member obedience trials. That dog will receive a Graduate Novice certificate from the AKC.

Suggested judging rate is eight dogs per hour.

Section 3. Graduate Novice Exercises and Scoring.

Heel On Leash and Figure Eight. The exercise and scoring will be executed in the same manner as the Novice Heel on Leash and Figure Eight, except that the Figure Eight will be done off leash.

Drop on Recall. The exercise and scoring will be executed in the same manner as the Open Drop on Recall, except that the handler may give the command and/or signal to drop the dog.

Dumbbell Recall. This exercise will be performed like the Novice Recall but with the dog holding the dumbbell. In addition to the Novice Recall, the dog will promptly take, hold and deliver the dumbbell when commanded.

The judge's orders are: "Give your dog the dumbbell," "Leave your dog," "Call your dog," "Take it" and "Finish."

The handler will stand with the dog sitting in the heel position in a place designated by the judge. When the judge orders "Give your dog the dumbbell," the handler will present the dumbbell with one command. The dog must accept it readily and hold it. When the judge orders, the handler may give the command and/or signal to stay and will walk forward to the other end of the ring and turn to face the dog. On the judge's order or signal, the handler will command or signal the dog to come. The dog must come directly at a brisk trot or gallop. When the dog is sitting in front of the handler, the judge will order "Take it," and the handler will give a command and take the dumbbell. The finish will be done as in the Novice Recall. All appropriate penalties of the Novice Recall and Open Retrieve on Flat shall apply.

Recall Over High Jump. The principal features of the exercise are that the dog stay until directed to jump, clear the jump on a single command or signal, and immediately return to sit in front of the handler. Orders are: "Leave your dog," "Call your dog," and "Finish."

The handler will stand with the dog sitting in the heel position at least 8 feet from the jump. When the judge orders, "Leave your dog," the handler will give the command and/or signal to stay, go at least 8 feet beyond the other side of the high jump, and turn and face the dog as in the Novice Recall. On the judge's order, the handler will give the command or signal to jump. The dog must clear the high jump without touching it and, without any further command or signal, immediately sit in front of the handler and finish as in the Novice Recall.

All penalties in the Novice Recall will apply. The height of the jump will be required as it is for the Open Retrieve Over High Jump exercise as designated in these regulations.

Recall Over Broad Jump. The principal features of the exercise are the same as in the Recall Over High Jump exercise.

The handler will stand with the dog sitting in the heel position at least 8 feet from the jump, facing the lowest hurdle. When the judge orders, "Leave your dog," the handler will give the command and/or signal to stay, go at least 8 feet beyond the last hurdle, and turn and face the dog as in the Novice Recall. On the judge's order, the handler will give the command or signal to jump. The dog must clear the entire distance of the broad jump without touching it and, without any further command or signal, immediately sit in front of the handler and finish as in the Novice Recall.

All penalties in the Novice Recall will apply. The distance of the jump will be the same as in the Open classes.

Long Down. The Long Down exercise will be performed and scored as in the Open group exercise, except that the judge will order the handlers to return after three minutes.

CHAPTER 7
GRADUATE OPEN
OPTIONAL TITLING CLASS

Section 1. Graduate Open Class. The Graduate Open class will be for dogs that have not won the Graduate Open (GO) title. The Graduate Open class is an optional class that may be offered by clubs at obedience events. Judges for this class must be approved to judge Open or higher classes. The owner or any other person may handle dogs in this class. If eligible as defined in these regulations, dogs entered in Graduate Open may also be entered in any other obedience class.

The exercises, maximum scores and order of judging:

<i>1. Signal Exercise</i>	<i>40 points</i>
<i>2. Scent Discrimination</i>	<i>30 points</i>
<i>3. Directed Retrieve</i>	<i>30 points</i>
<i>4. Moving Stand and Examination</i>	<i>30 points</i>
<i>5. Go Out</i>	<i>30 points</i>
<i>6. Directed Jumping</i>	<i>40 points</i>
<i>Maximum Total Score</i>	<i>200 points</i>

Section 2. Graduate Open Title. The letters GO may be added after the name of each dog that has been certified by three different judges to have received qualifying scores in Graduate Open classes at three licensed or member obedience trials. That dog will receive a Graduate Open certificate from the AKC.

Suggested judging rate is seven dogs per hour.

Section 3. Graduate Open Exercises and Scoring.

Signal Exercise. The exercise and scoring will be the same as in the Utility Signal exercise, except that leaving the dog will be from 10 to 20 feet and the handler may give the command and/or signal on the judge's order to stand and the judge's signals to stay, down, sit, come and finish.

Scent Discrimination. The exercise and scoring will be the same as in the Utility Scent Discrimination exercise except that there will only be four articles (two leather and two metal), the handler and dog will remain facing the articles, and only one article will be retrieved. It is the handler's discretion as to which article is retrieved.

Directed Retrieve. The exercise and scoring will be performed as the Utility Directed Retrieve exercise, except that no center glove is used.

Moving Stand and Examination. The exercise and scoring will be the same as in the Utility Moving Stand and Examination, except that the handler may pause or hesitate when giving the command and/or signal to stand.

Go Out. The principal features of this exercise are that the dog go away from the handler to the opposite end of the ring and stop as directed. The orders are: "Send your dog" and "Return to your dog."

The handler will stand in the approximate center of the ring between the jumps facing the unobstructed end of the ring. The judge will order "Send your dog," and the handler will command and/or signal the dog to go forward at a brisk trot or gallop to a point about 20 feet past the jumps in the approximate center of the ring. When the dog reaches this point, the handler will give a command to sit. The dog must stop and sit with its attention on the handler, but it need not sit squarely. The judge will then order the handler, "Return to your dog," and the handler will return to the heel position.

Directed Jumping. The principal features of this exercise are that the dog stay where left, jump as directed, and return to the handler as in the Novice Recall. The orders are: "Leave your dog," "Bar," "High" and "Finish."

The handler will stand with the dog sitting in the heel position at the unobstructed end and in the center of the ring. The judge will order "Leave your dog," and the handler will walk to the far end of the ring and turn to face the dog. The judge will order either "Bar" or "High" for the jump, and the handler will command and/or signal the dog to return to the handler over that designated jump. While the dog is in midair, the handler may turn to face the dog as it returns. The dog will sit in front of the handler, and, on order from the judge, finish as in the Novice Recall. The dog will be sent over only one jump, and the same jump will be used for all dogs as designated by the judge at the start of the class.

CHAPTER 8
VERSATILITY
OPTIONAL TITLING CLASS

Section 1. Versatility Class. The Versatility class will be for all dogs and is an optional titling class that may be offered by clubs at obedience events. Judges for this class must be approved to judge the Utility class. Owners may enter more than one dog. Dogs in this class may be handled by the owner or any other person and may be entered in another class or classes.

Six exercises will be performed: two each from the Novice, Open and Utility classes. There will be no group exercises. The exercises will be performed and judged as in the regular classes. For the purpose of this class, scent discrimination articles 1 and 2 will be considered as a single Utility exercise. Prior to the start of judging, the judge will decide the combination and order of exercises to be performed in this class. This combination and order will not be disclosed to exhibitors until it is posted at the ring, approximately 45 minutes prior to the start of the class. In future assignments, judges are required to alternate the combinations so that each will be used approximately the same number of times. Each handler will provide a dumbbell, scent discrimination articles and directed retrieve gloves.

The exercises and maximum scores

<i>Novice exercise No. 1</i>	<i>25 points</i>
<i>Novice exercise No. 2</i>	<i>25 points</i>
<i>Open exercise No. 1</i>	<i>35 points</i>
<i>Open exercise No. 2</i>	<i>35 points</i>
<i>Utility exercise No. 1</i>	<i>40 points</i>
<i>Utility exercise No. 2</i>	<i>40 points</i>
<i>Maximum Total Score</i>	<i>200 points</i>

Versatility Combinations:

V1- Stand for Exam, Recall, Drop on Recall, Broad Jump, Signal Exercise, Directed Retrieve

V2- Heel on Leash and Figure Eight, Recall, Retrieve on Flat, Broad Jump, Moving Stand and Exam, Directed Retrieve

V3- Stand for Exam, Recall, Drop on Recall, Retrieve Over High Jump, Signal Exercise, Directed Jumping

V4- Novice Heel Free, Recall, Retrieve on Flat, Retrieve Over High Jump, Moving Stand and Exam, Directed Jumping

V5- Stand for Exam, Recall, Heel Free and Figure Eight, Retrieve on Flat, Scent Discrimination, Directed Jumping

V6- Stand for Exam, Recall, Figure Eight and Heel Free, Retrieve Over High Jump, Directed Retrieve, Directed Jumping

V7- Heel on Leash and Figure Eight, Stand for Exam, Drop on Recall, Retrieve Over High Jump, Scent Discrimination, Directed Retrieve

V8- Stand for Exam, Recall, Retrieve on Flat, Broad Jump, Signal Exercise, Moving Stand and Exam

V9- Novice Heel Free, Stand for Exam, Drop on Recall, Broad Jump, Scent Discrimination, Moving Stand and Exam

V10- Stand for Exam, Recall, Figure Eight and Heel Free, Retrieve on Flat, Scent Discrimination, Directed Jumping

V11- Heel on Leash and Figure Eight, Recall, Retrieve Over High Jump, Broad Jump, Scent Discrimination, Directed Retrieve

V12- Novice Heel Free, Stand for Exam, Drop on Recall, Broad Jump, Moving Stand and Exam, Directed Retrieve

Section 3. Versatility Title. The letters VER may be added after the name of each dog that has been certified by three different judges to have received qualifying scores in Versatility classes at three licensed or member obedience trials. That dog will receive a Versatility certificate from the AKC. Dogs that have obtained the Versatility title (VER) may continue to compete in the Versatility class.

Suggested judging rate is six dogs per hour.

CHAPTER 9

OBEDIENCE TRIAL CHAMPIONSHIP

Section 1. Dogs that May Compete. Obedience Trial Championship points will be recorded for dogs that have earned the Utility Dog title. When a dog earns the Obedience Trial Champion title, it may continue to compete and earn points.

Section 2. Championship Points. Obedience Trial Championship points will be recorded for those dogs that have earned a first, second, third or fourth place ribbon competing in the Open B or Utility B class, according to the schedule of points established by the AKC Board of Directors. When counting the number of eligible dogs in competition, a dog that is disqualified or excused from the ring by the judge will not be included.

Requirements for the Obedience Trial Champion are as follows:

The dog must have won:

1. 100 points
2. A first place in Utility B with at least three dogs in competition
3. A first place in Open B with at least six dogs in competition
4. An additional first place under the conditions of 2 or 3 above
5. All three first places under three different judges

Only one of the required first places may have been won at a specialty show.

Section 3. Obedience Trial Champion Title. The AKC will issue an Obedience Trial Champion certificate and will permit the use of the letters OTCH preceding the name of each dog that meets the requirements.

Section 4. Dual and Triple Champion. Any dog that has been awarded the titles Champion of Record (CH) and Field Champion (FC) may be designated as a Dual Champion (DC). Any dog that has been awarded the titles Champion of Record (CH), Field Champion (FC) and Obedience Trial Champion (OTCH) may be designated as a Triple Champion (TC).

Section 5. Point Schedule.

OPEN B

Number Competing	1st	2nd	3rd	4th
6-10	2	0	0	0
11-15	4	1	0	0
16-20	6	2	0	0
21-25	10	3	1	0
26-30	14	4	2	0
31-35	18	5	2	1
36-40	22	7	3	1
41-45	26	9	4	2
46-50	30	11	5	2
51-64	34	13	6	3

UTILITY B

Number Competing	1st	2nd	3rd	4th
3-4	2	0	0	0
5-7	4	1	0	0
8-10	6	2	0	0
11-13	10	3	1	0
14-16	14	4	1	0
17-19	17	5	2	0
20-23	20	7	2	1
24-26	24	9	3	1
27-29	27	11	4	1
30-32	30	13	4	2
33-36	33	14	5	2
37-40	37	15	6	3
41-56	40	17	7	3

UTILITY B CLASS - HAWAII ONLY

Number Competing	1st	2nd
3-4	5	1
5-7	8	2
8-10	10	3
11-13	13	3

(Rest of scale same as regular schedule)

UTILITY B CLASS - ALASKA AND PUERTO RICO ONLY

Number Competing	1st	2nd
3-4	3	0
5-7	5	1
8-10	8	2

(Rest of scale same as regular schedule)

CHAPTER 10 UTILITY DOG EXCELLENT

Section 1. Dogs That May Compete. UDX scores will be recorded only for dogs that have earned Utility Dog titles. Dogs who already have the UDX title may continue to compete in Open B and Utility B.

To earn a Utility Dog Excellent title, the dog must have received qualifying scores in both Open B and Utility B at 10 separate licensed or member obedience trials.

Section 2. Utility Dog Excellent Title. The AKC will issue a Utility Dog Excellent certificate and will permit the use of the letters UDX following the name of each dog that meets these requirements.

The letters UDX will be followed by a numeric designation indicating the number of times a dog has met the requirements of the UDX title as defined in the regulations. (UDX2 for 20 qualifying scores, UDX3 for 30 qualifying scores, UDX4 for 40 qualifying scores, etc.)

CHAPTER 11

OBEDIENCE MASTER TITLE AND GRAND MASTER TITLE

Section 1. Dogs that May Compete. Obedience Master title and Obedience Grand Master title points will be recorded for dogs that have earned the Utility Dog title. When a dog earns an Obedience Master title, it may continue to compete and earn points until it is awarded an Obedience Grand Master title.

Section 2. Master Title and Grand Master Title Points. Obedience Master points will be recorded for those dogs earning a score of 190 or better in Open B or Utility B classes, according to the schedule of points established by the AKC Board of Directors.

To acquire an Obedience Master title, dogs will be required to earn a total of 200 points, based on the points awarded for scores of 190 or better from the Open B or Utility B classes as listed in the below point schedule.

For a title to be earned 30 percent of the points (60 points) must come from the Open B class and 30 percent of the points (60 points) must come from the Utility B class, the remaining 40 percent of the points (80 points) can come from the Open B or Utility B class, for the total of 200 points.

When a dog earns a total of 200 points based on the below point schedule (Section 3), it will be awarded an Obedience Master title. Obedience Master titles will be awarded for nine levels and upon completion of the 10th level, a dog will be awarded an Obedience Grand Master title. Points accumulated in excess of the 200 points required for each level will be applied towards the next level of award if available. Only one title for Obedience Grand Master will be awarded.

Upon being awarded an Obedience Master title or the Grand Master title, dogs will be permitted to display the title of Obedience Master (OM#) or OGM after their names.

Section 3. Point Schedule.

<i>Dog's Score</i>	<i>Points Awarded</i>
<i>190</i>	<i>6</i>
<i>190.5</i>	<i>6</i>
<i>191</i>	<i>6</i>
<i>191.5</i>	<i>6</i>
<i>192</i>	<i>9</i>
<i>192.5</i>	<i>9</i>
<i>193</i>	<i>9</i>
<i>193.5</i>	<i>9</i>
<i>194</i>	<i>9</i>
<i>194.5</i>	<i>9</i>
<i>195</i>	<i>12</i>
<i>195.5</i>	<i>12</i>
<i>196</i>	<i>12</i>
<i>196.5</i>	<i>12</i>
<i>197</i>	<i>15</i>
<i>197.5</i>	<i>15</i>
<i>198</i>	<i>15</i>
<i>198.5</i>	<i>15</i>
<i>199</i>	<i>15</i>
<i>199.5</i>	<i>15</i>
<i>200</i>	<i>15</i>

Succession of Obedience Master Titles***OM1 Obedience Master 1******OM2 Obedience Master 2******OM3 Obedience Master 3******OM4 Obedience Master 4******OM5 Obedience Master 5******OM6 Obedience Master 6******OM7 Obedience Master 7******OM8 Obedience Master 8******OM9 Obedience Master 9******OGM Obedience Grand Master***

CHAPTER 12

NATIONAL OBEDIENCE CHAMPION

Section 1. Dogs that May Compete. A National Obedience Championship will be awarded annually to the dog that wins the National Obedience Invitational. The winner of the event shall be entitled to be designated National Obedience Champion of _____(year).

To be invited to participate, each dog must be ranked in the top 25 dogs by number of OTCH points or ranked in the top three of its breed by OTCH points. If the total number of dogs accepting the invitation to be present at the event is less than 125 dogs, invitations shall be extended to a reserve list selected by ratio of dogs qualified by OTCH points in that breed to the number of dogs entered in that breed.

The National Obedience Invitational competition shall comprise a varied combination of Open and Utility exercises performed as described in these regulations. The winner of the event shall be entitled to be designated National Obedience Champion NOC of _____(year) and the AKC will permit the use of the letters NOC preceding the name of each dog that meets the requirements.

Breeds of dogs recognized by AKC from foreign countries whose registries are accepted by AKC may be invited to compete in the National Obedience Invitational.

Section 2. AKC Regional Competitions. The American Kennel Club will identify yearly the events/shows to be regional qualifying events for the next year. Events will be selected based on criteria established by the AKC Companion Events Department. Regions will be based on divisions currently established for conformation by the American Kennel Club. The only exception will be the division containing Alaska, Hawaii and Puerto Rico, which will be combined as one division, with separate qualification criteria to be set.* For all divisions, the top four dogs based on the qualification criteria as established by the Companion Events Department will be invited to attend the AKC National Obedience Invitational.

The qualification time period for regional competitors will be from July 1 to June 30 for qualification to attend the National Obedience Invitational (NOI) following the June 30 cut-off date.

For events to be identified as AKC Regional Obedience competitions:

1. The selected division event(s) must have obedience trials over three consecutive days. Only three consecutive obedience trials will be recognized as the regional trial. (Each division will only have one regional competition per year.)
2. Previous shows for trials at the events must have a minimum of 80 plus entries. This may vary by region.
3. If there are no events that meet the given requirements in a region,

the Events Selection Committee can select a smaller show or allow another region to have two events.

*Criteria for Alaska, Hawaii and Puerto Rico may vary.

To qualify, dogs must:

- Have a UD title
- Compete in both Open B and Utility B in all three of the shows identified as an AKC regional competition
- Have a cumulative score obtained from the dog's participation in Open and Utility at the regional competition
- Be ranked from highest to lowest based on their cumulative score with 1,200 points being a perfect score
- Qualify by cumulative score as one of the top four at one regional competition for an invitation to the National Obedience Invitational

Should a dog qualify for the NOI in more than one regional event, the next highest scoring dog will qualify.

CHAPTER 13

VERSATILE COMPANION DOG

Section 1. Versatile Companion Dog Title. The AKC will issue a Versatile Companion Dog certificate and will permit the use of the letters VCD following the name of each dog that completes the titles as follows:

Versatile Companion Dog 1 (VCD1) – CD, NA, NAJ, TD or CD, NAP, NJP, TD

Versatile Companion Dog 2 (VCD2) – CDX, OA, OAJ, TD or CDX, OAP, OJP, TD

Versatile Companion Dog 3 (VCD3) – UD, AX, AXJ, TDX or UD, AXP, AJP, TDX

Versatile Companion Dog 4 (VCD4) – UDX, MX, MXJ, VST or UDX, MXP, MJP, VST

Section 2. Versatile Companion Champion Title. The AKC will issue a Versatile Companion Champion certificate and will permit the use of the letters VCCH preceding the name of each dog that completes the titles as follows: OTCH, MACH and CT

NOTE: Explanation of Titles

CD=Companion Dog;

CDX=Companion Dog Excellent;

UD=Utility Dog;

UDX=Utility Dog Excellent;

OTCH=Obedience Trial Champion;

NA=Novice Agility;

NAJ=Novice Agility Jumpers;

NAP=Novice Agility Preferred;

NJP=Novice Jumpers With Weaves Preferred;

OA=Open Agility;

OAJ=Open Agility Jumpers;

OAP=Open Agility Preferred;

OJP=Open Jumpers With Weaves Preferred;

AX=Agility Excellent;

AXJ=Excellent Agility Jumper;

AXP=Agility Excellent “A” Preferred;

AJP=Excellent Jumpers With Weaves “A” Preferred;

MX=Master Agility Excellent;

MXJ=Master Agility Jumper;

MXP=Master Agility Excellent “B” Preferred;

MJP=Master Excellent Jumpers With Weaves “B” Preferred;

MACH=Master Agility Champion;

TD=Tracking Dog;

TDX=Tracking Dog Excellent;

VST=Variable Surface Tracker;

CT=Champion Tracker

CHAPTER 14

NON-REGULAR CLASSES

Section 1. Ribbons and Prizes. A qualifying score will not be required to earn ribbons or prizes in any non-regular class.

Section 2. Wild Card Novice. The Wild Card Novice class is for any dog that is capable of performing the Novice exercises and that is eligible under the Obedience Regulations to compete in AKC events. No title is required to enter, and handlers may enter more than one dog. Dogs in this class may be handled by the owner or any other person, and may be entered in another class or classes. The Novice exercises will be performed and judged as in the regular Novice class, except that verbal praise during the exercises is to be encouraged and not penalized. (Good, yes, nice, super, great and atta boy are some examples of praise that would be allowed.) Handlers may give additional commands, but they will be penalized accordingly. Each handler may choose to select one exercise as a wild card. The exhibitor will have the option of performing the selected wild card exercise, but will receive the full point value regardless of how the dog performs. When checking in, the handler must inform the steward or judge which exercise will be used as the wild card. The exercises will be performed in the same order as the regular Novice class. The point values for the exercises, scoring and maximum total points are the same as the regular Novice class.

Section 3. Wild Card Open. The Wild Card Open class is for any dog capable of performing the Open exercises and that is eligible under the Obedience Regulations to compete in AKC events. No title is required to enter, and handlers may enter more than one dog. Dogs in this class may be handled by the owner or any other person, and may be entered in another class or classes. The Open exercises will be performed and judged as in the regular Open A class, except that verbal praise during the exercises is to be encouraged and not penalized. (Good, yes, nice, super, great and atta boy are some examples of praise that would be allowed.) Handlers may give additional commands, but they will be penalized accordingly. Each handler may choose to select one exercise as a wild card. The exhibitor will have the option of performing the selected wild card exercise, but will receive the full point value regardless of how the dog performs. When checking in, the handler must inform the steward or judge which exercise will be used as the wild card. The exercises will be performed in the same order as in the regular Open A class. The point values for the exercises, scoring and maximum total points are the same as in the regular Open class.

Section 4. Wild Card Utility. *The Wild Card Utility class is for any dog that is capable of performing the Utility exercises and that is eligible under the Obedience Regulations to compete in AKC events. No title is required to enter, and handlers may enter more than one dog. Dogs in this class may be handled by the owner or any other person and may be entered in another class or classes. The Utility exercises will be performed and judged as in the regular Utility A class, except that verbal praise during the exercises is to be encouraged and not penalized. (Good, yes, nice, super, great and atta boy are some examples of praise that would be allowed.) Handlers are allowed to praise their dogs during the performance of all Utility exercises except the signal exercise. Handlers may give additional commands, but they will be penalized accordingly. Each handler may choose to select one exercise as a wild card. The exhibitor will have the option of performing the selected wild card exercise, but will receive the full point value regardless of how the dog performs. When checking in, the handler must inform the steward or judge which exercise will be used as the wild card. The exercises will be performed in the same order as in the regular Utility A class. The point values for the exercises, scoring and maximum total points are the same as in the regular Utility class.*

Section 5. Brace Class. The Brace class will be for two dogs of the same breed that are eligible under these regulations and capable of performing the Novice exercises. The dogs need not be owned by the same person but will be handled by one handler. Dogs may be shown unattached or coupled (the coupling device will not be less than 6 inches in overall length). Whichever method is used will be continued throughout all exercises. A separate official entry form will be completed in full for each dog entered. Exercises, performances and judging will be as in the Novice class. The brace should work in unison at all times. Either or both dogs in a brace may be entered in another class or classes.

Section 6. Veterans Class. The Veterans class will be for dogs that have an obedience title and are at least 7 years old on the date of the trial. The exercises will be performed and judged as in the Novice class. Dogs may be entered in another class or classes. At breed specialty trials, the minimum age requirement for the Veterans class may be set by the breed Parent Club, in which case the age will be stated in the premium list.

Section 7. Team Class. The Team class will be for teams of any four dogs that are eligible under these regulations. Five dogs may be entered, one to be considered an alternate for which no entry fee will be required. However, the same four dogs will perform all exercises. Dogs may be handled by the owner or any other person, need not be entered in another class at the same trial, and need not have obedience titles. A separate official entry form will be completed in full for each dog entered.

There will be two judges, one of whom will call orders while the other scores the team's performance. The teams will be judged one at a time, except for the group exercises, which will be done with no more than four teams (16 dogs) in the ring.

The dogs on a team will perform the exercises simultaneously and will be judged as specified for the Novice class, except that a Drop on Recall will be used in place of the Recall exercise. In all exercises except the Drop on Recall, the teams have the option of executing the judge's orders on the team captain's repeat of the command.

In the Figure Eight portion of the Heel on Leash exercise, five stewards will be used. The stewards will stand 8 feet apart in a straight line. Each handler, with the dog sitting in heel position, will stand about equidistant from each of two stewards with all members of the team facing the same direction. On orders from the judge, the team will perform the Figure Eight, each handler starting around the steward on his/her left and circling only the two stewards between whom he/she had been standing.

In the Drop on Recall exercise, the handlers will leave their dogs simultaneously on order of the judge. The dogs will be called or signaled in, one at a time, on a separate order from the judge to each handler. Handlers will, without any additional order from the judge, command or signal their dogs to drop at a spot midway between the line of dogs and the handlers.

Each dog will remain in the down position until all four have been called and dropped. The judge will give the order to call the dogs, which will be called or signaled simultaneously. The finish will be done in unison on order from the judge.

Section 8. Team Class, Scoring. Individual dogs' scores will be based on the performance of the dogs and handlers individually plus team precision and coordination. Each dog and handler will be scored against the customary maximum for a team total of 800 available points. Individual dogs' scores need not be recorded. The exercises and maximum scores:

1. Heel on Leash	160
2. Stand for Examination	120
3. Heel Free	160
4. Drop on Recall	120
5. Long Sit	120
6. Long Down	120
Maximum Total Score	800

Section 9. Pre-Novice Class. The Pre-Novice class shall be for dogs that have not received a third qualifying score in a Novice class prior to the closing of the trial. The owner or any other person may handle dogs in this class. Owners may enter more than one dog in this class. However, if a person has handled more than one dog in the first four exercises,

that person must provide a handler for the additional dog in the same group exercise.

All exercises will be scored as in the Novice class, except the dogs will perform all exercises on leash, which should be 6 feet in length. The exercises, maximum scores and order of judging:

1. Heel on Leash	45 points
2. Figure Eight	25 points
3. Stand for Examination	30 points
4. Recall	40 points
5. Long Sit	30 points
6. Long Down	30 points
Maximum Total Score	200 points

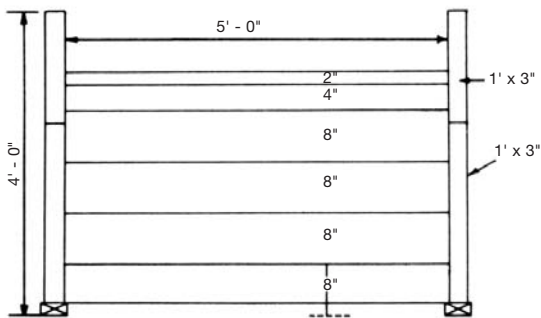
Section 10. International Class. The International class shall be for all dogs. The owner or any other person may handle dogs in this class. Owners may enter more than one dog in this class. All exercises will be performed and scored as in the Open and Utility classes. The International class shall only be judged by an approved Utility judge.

The exercises, minimum scores and order of judging:

1. Drop on Recall	30 points
2. Retrieve over High Jump	30 points
3. Heel Free (No Figure Eight)	30 points
4. Scent Discrimination	
Article #1	15 points
Article #2	15 points
	30 points total
5. Signal Exercise	40 points
6. Directed Jumping	40 points
Maximum Total Score	200 points

Note: The International class was developed as a non-regular class for possible future use by the AKC in the development and selection of dogs and handlers for competition in an AKC international competition. The selection process and exercise criteria have not been developed.

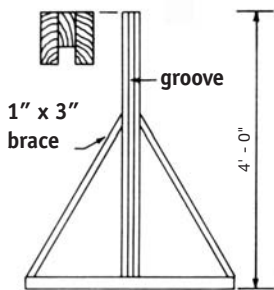
SUGGESTED CONSTRUCTION OF HIGH JUMP



These boards are removable

FRONT VIEW

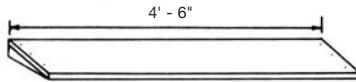
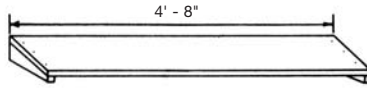
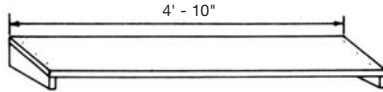
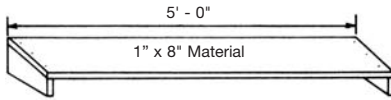
top view of groove



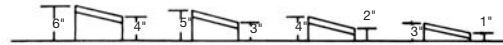
This upright consists of two pieces 1" x 3" and one piece 1" x 2", nailed together, with the 1" x 2" forming the groove for the boards to slide in.

SIDE VIEW

SUGGESTED CONSTRUCTION OF BROAD JUMP

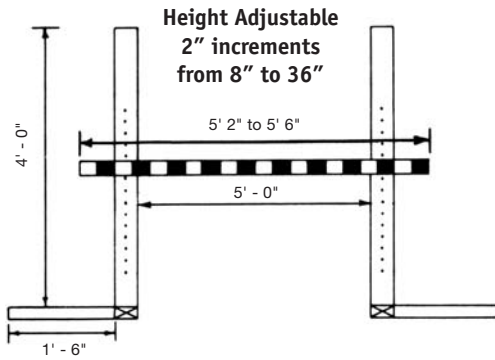


ELEVATION

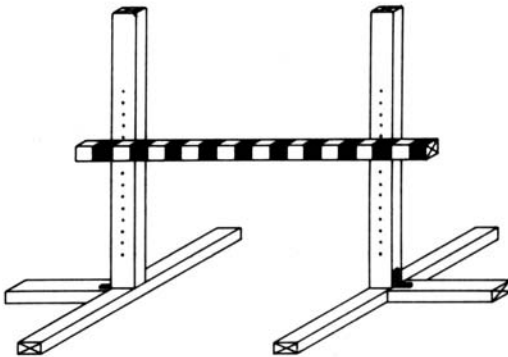


END VIEW OF FOUR HURDLES

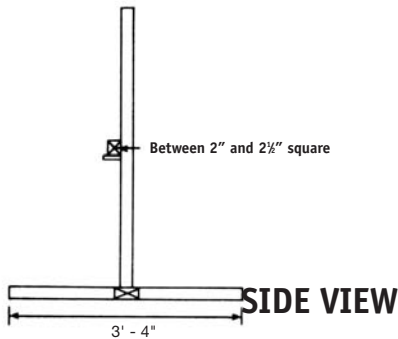
SUGGESTED CONSTRUCTION OF BAR JUMP



FRONT VIEW



ELEVATION



SIDE VIEW

GLOSSARY OF TERMS

Brisk, briskly — keenly alive, alert, energetic

Command — verbal order from handler to dog

Crooked — a dog that is not straight in line with the direction the handler is facing

Crowding — a dog so close to the handler as to interfere with the handler's freedom of motion

Directly — immediately, without deviation or hesitation

Drop completely — a down position that would be acceptable for a Long Down exercise

Gently — with kindness, without harshness or roughness

Guiding gently by the collar — control of the dog by holding any part of the collar with minimal pressure on the dog's neck

Lame — irregularity or impairment of the function of locomotion, irrespective of the cause or how slight or severe

Minor penalty — ½ point to 2½ points

Mouthing — when a dog chews or rolls the dumbbell in its mouth unnecessarily

Natural — not artificial; free of affectation; what is customarily expected in the home or public places

Order — direction from judge to handler, either verbal or nonverbal

Prompt response — without hesitation, immediate, quick

Regularly trained or instructed — *where a dog and/or handler meet on a regular basis for instruction. A regular basis is considered a set pattern of dates, such as monthly, or more often. Occasional training or seminar attendance is not considered a violation.*

Resentment — resistance, unwillingness

Signal — nonverbal direction from the handler to dog, as described in Chapter 2, Section 20

Smartly — quickly, vigorously

Substantial penalty — 3 points or more

Turn in place — turning in the circle that was occupied by the handler before they started to turn

Withers — highest point of the dog's shoulder

APPENDIX A

*List of breeds approved for the three-quarter jump height***AKITAS**

ARGENTINE DOGOS
BASSET HOUNDS
BERGAMASCOS
BERNESE MOUNTAIN DOGS
BLACK RUSSIAN TERRIERS
BLOODHOUNDS

BOLOGNESE

BORZOI
BULLDOGS
BULLMASTIFFS
CARDIGAN WELSH CORGIS
CAUCASIAN MOUNTAIN DOGS

CHINESE SHAR-PEI

CLUMBER SPANIELS
DACHSHUNDS
DOGUES DE BORDEAUX
ESTRELA MOUNTAIN DOGS
FRENCH BULLDOGS
GRAND BASSET GRIFFON VENDÉENS
GREAT DANES
GREAT PYRENEES
GREATER SWISS MOUNTAIN DOGS
IRISH WOLFHOUSES

KISHU KENS

KOOIKERHONDJES
KUVASZOK
LAGOTTO ROMAGNOLI
LEONBERGERS
MASTIFFS
NEOPOLITAN MASTIFFS
NEWFOUNDLANDS
OTTERHOUNDS

PETIT BASSET GRIFFON VENDÉENS

PORTUGUESE PODENGOS
SAINT BERNARDS
SKYE TERRIERS
SUSSEX SPANIELS
THAI RIDGEBACKS

APPENDIX A
Three-Quarter Jump Height Table

Measured height of dog at withers Minimum height to be jumped

<i><u>Less than 10"</u></i>	<i><u>4"</u></i>
<i><u>10" to less than 12½"</u></i>	<i><u>8"</u></i>
12½" to less than 15"	10"
15" to less than 17½"	12"
17½" to less than 20"	14"
20" to less than 23"	16"
23" to less than 25½"	18"
25½" to less than 28"	20"
28" to less than 31"	22"
31" to less than 33½"	24"
33½" to less than 36"	26"
36" to less than 39"	28"

NOTES

Obedience Judges’ Guidelines

Obedience Judges’
Guidelines



AMERICAN
KENNEL CLUB®

Obedience Judges' Guidelines

OBEDIENCE JUDGES' GUIDELINES
Table of Contents

CHAPTER 1	
The Obedience Judge	3
CHAPTER 2	
Preparation Prior to Judging	9
CHAPTER 3	
Procedures in the Ring	11
CHAPTER 4	
Physically Challenged Handlers	24
CHAPTER 5	
The Judge's Book.....	26

OBEDIENCE JUDGES' GUIDELINES

These guidelines reflect the policies and practices set forth by the AKC Board of Directors. Judges are expected to conduct themselves in accordance with the guidelines in this booklet. Failure to comply with these guidelines subjects a judge to possible disciplinary action.

PURPOSE

Obedience trials are a sport, and all participants should be guided by the principles of good sportsmanship both in and out of the ring. Obedience trials demonstrate the dog's ability to follow specified routines in the obedience ring and emphasize the usefulness of the purebred dog as a companion to man. All contestants in a class are required to perform the same exercises in substantially the same way so that the relative quality of the various performances may be compared and scored. The basic objective of obedience trials, however, is to recognize dogs that have been trained to behave in the home, in public places and in the presence of other dogs in a manner that will reflect credit on the sport of obedience at all times and under all conditions. The performance of dog and handler in the ring must be accurate and correct according to these regulations. It is also essential that the dog demonstrate willingness and enjoyment while it is working and that a smooth and natural handler be given precedence over a handler moving with military precision and using harsh commands.

CHAPTER 1

THE OBEDIENCE JUDGE

Remember, You Make it Work! As an obedience judge, you are an essential part of the fancy. The obedience trial system needs your dedication and expertise in order to function properly.

This booklet is designed as an easy-to-use guide for all AKC and visiting judges. We believe it will make it easier for you to do your job and contribute to the sport of obedience.

You should be thoroughly familiar with this guide, as well as all of the AKC rules, regulations and policies if you:

- Are an approved or provisional judge
- Have accepted match or non-regular class judging assignments
- Are a visiting judge accepting assignments at AKC events
- Plan to apply for provisional judging approval.

This booklet cannot cover all situations; nor can it substitute for common sense.

Whenever you have a question about judging procedure or conduct, remember that an AKC Field Representative is present at almost every all-breed show. When at a trial, the field representative is the first person to whom you should turn to discuss questions having to do with your judging. Also, please do not hesitate to contact the AKC Companion Events Department.

YOUR RESPONSIBILITIES AS A JUDGE

Judges must understand their responsibilities to the sport.

Responsibility to Exhibitors. Each exhibitor has paid an entry fee for the purpose of competing and having their dog's performance evaluated. Judges are expected to be friendly and courteous to all who enter the ring. Without exhibitors, there would be no trials. For every experienced exhibitor there are many newcomers. The future of this sport is in the hands of the novice.

After a judge completes an assignment and has turned in the judge's book, it is appropriate for the judge to discuss an individual dog's performance with the handler, if the handler requests this information. However, a judge should never continue a conversation with an angry or aggressive person.

Responsibility to Spectators. Spectators form their opinion of the sport through seeing the actions of the judge, the handler and the dog. Care must be taken to avoid any action that might reflect poorly on the sport. Judges should work to maintain spectator appeal in the sport while keeping foremost in mind the welfare and convenience of the exhibitor and the dog.

Responsibility to the Sport of Purebred Dogs. Approval to judge carries with it the full endorsement of the AKC. Whether judging at a licensed trial or sanctioned match or engaging in any dog-related activity, judges must be cognizant of their responsibility to the sport.

Judges must never ignore or condone any type of abuse of a dog at any time. All judges are expected to take appropriate action when witnessing such conduct.

As a judge, you are required to meet these key criteria:

- **Knowledge.** Through experience and continuing study, you must demonstrate sound knowledge of the dogs you evaluate and score. Good judges never stop learning about the sport of obedience.
- **Procedure.** You must demonstrate sound judging procedure and ring control, plus a thorough knowledge of the AKC *Obedience Regulations* and the *Obedience Judges' Guidelines*. Good procedure is essential. With it, a judge will inspire the confidence of exhibitors and spectators.
- **Impartiality.** It is essential that exhibitors have full faith in the impartiality and competence of judges. There is no room for even the suggestion that anything other than the work of the dogs in the ring is involved in your decisions.

ETHICS: HONESTY PLUS COMMON SENSE

You must possess and project an unwavering air of integrity and ethical behavior that maintains the reputation of AKC Obedience trials as being fair and properly judged. With common sense, judges can easily avoid situations that might raise ethical questions.

Judges are presumed to be honest, competent and dedicated. Nevertheless, it is all too easy to find yourself in uncomfortable or even inappropriate situations. These guidelines cannot cover every situation. They can, however, help you avoid improprieties or perceived improprieties. Some ethical rules are clear. For example:

- Never solicit or promote assignments.
- Never accept any payments or presents for past or future placements.
- Advise potential exhibitors not to enter under you when their presence or the presence of their dogs might give the impression of unfair advantage, such as a person with whom you own dogs, wholly or in part, dogs that have been regularly trained or instructed by you, your employer, your employee, or a relative.

These are only examples. The key is to avoid situations that might give the impression of impropriety.

The AKC recognizes you cannot control who enters. This does not diminish the importance of appearances. Everything possible must be done to keep your reputation above reproach.

BEWARE OF THOSE GRAY AREAS

Judges are often singled out for critical observation by exhibitors. Keep in mind that a perfectly innocent action or discussion can be misconstrued.

Attending Shows. If you attend shows immediately before events you are to judge, do not watch the class(es) you are scheduled to judge later.

Training and Exhibiting. All judges start in the sport as exhibitors and trainers. It is natural to want to continue these activities after becoming a judge. The AKC understands this. It is acceptable to exhibit or have your dogs exhibited at shows at which you are not officiating.

Many judges combine exhibiting and judging without causing complaints. The reason is simple. They are prudent in how and when they exhibit, and they demonstrate the utmost in decorum and sportsmanship. Judges who exhibit should expect to be subject to special scrutiny. The AKC will evaluate all complaints concerning judges who exhibit on an individual basis. Whatever steps are deemed necessary will be taken in each particular situation.

Exhibiting. Judges (including provisional) may not handle dogs that are not owned or co-owned by themselves or a family member. It is not proper for a judge to co-own a dog solely to permit the judge to handle the dog. Tracking, agility, obedience, rally and conformation judges may enter the "A" classes, if otherwise eligible.

Social Functions. It is appropriate to attend an affair given by a club holding the show/trial. Judges have the option of attending club dinners and other social functions where exhibitors will be present. In such cases, take extra care in regard to any exhibitor who might appear in your ring.

As an example of those "gray areas," you might find yourself at a social function seated next to someone who mentions exhibiting in the class you will judge. The best ways to handle it include:

- Tell everyone you will be judging that class and feel it would be inappropriate to discuss anything concerning your assignment.
- Tactfully change the subject.

There will be other "gray areas" that could cause problems. Ask yourself if whatever is happening, however innocent, maintains an outward appearance of propriety. The rule of thumb is to ask yourself, "Would I be getting this treatment if I were not a judge?"

ACCEPTING ASSIGNMENTS

Never solicit or promote assignments. The AKC's Companion Events Department will investigate all reports that a judge solicited or promoted an assignment. Appropriate action will be taken whenever needed.

Written Invitations Only. Require all clubs to send you written invitations for assignments. Their requests should clearly specify the class(es) you are being asked to judge. Promptly acknowledge all invitations, again in writing, and keep accurate records of assignments you accept.

Avoid Conflicts. It's your responsibility to acknowledge judging invitations promptly. Careful record keeping and prompt acceptance (or refusal) of invitations helps eliminate unnecessary confusion and conflicts for both judges and trial-giving clubs.

Assignment Limitations. A judge will not be approved to judge the same regular class at all-breed events within 30 days and 200 straight line miles of each other. There are no such restrictions on non-regular classes or tracking tests. Assignments to judge the same class or classes at two *different* breed specialty *or group* obedience trials are not considered to be a conflict. Breed specialty obedience assignments or group shows are not in conflict with an assignment to judge the same class(es) at an all-breed obedience trial.

Travel Between Assignments. Judges cannot do their best work if they are tired from travel. They should not accept assignments on succeeding days where more than a few hours' travel by ground transportation is involved.

Judges should understand that upon acceptance of an invitation, they are committing themselves to the trial-giving club for the entire day. Their travel plans should not be predicated on arriving late or on leaving early to get transportation home or to another show. Judges should not ask clubs or superintendents to arrange judging programs to accommodate their travel plans.

Judges should not travel to or from trials or stay with anyone who is likely to be exhibiting or handling under them.

Expenses. When you accept an invitation, clearly inform club officials what your expenses and fee, if any, will be, so they will not be surprised by a larger than anticipated bill on the day of the trial. This is a contract between you and the club. The more specific details you and the club include in the contract, the less the potential for misunderstanding. This is an important consideration and a courtesy to clubs. If you sign a contract provided by the club, you and the club are responsible for abiding by its conditions.

SICKNESS AND FITNESS TO JUDGE

Fitness to Judge. An obedience judge must be capable of performing the functions necessary to properly evaluate the dogs.

This means judges must have:

- The maneuverability to negotiate a ring, indoors and out, with or without mechanical assistance, i.e., a wheelchair, crutches, or a cane.
- The flexibility to examine and measure dogs and the retrieval of articles, where applicable.
- The dexterity to move at a sufficient speed to adhere to the schedule of the trial-giving club and AKC policy.
- Normal vision (correctable by eyeglasses or contact lenses), i.e., be able to judge dogs at a distance.
- The capability to complete all the necessary paperwork.

Sickness. Judges are expected to be physically fit. If you find you cannot fulfill an assignment because of illness or other serious occurrence, immediately notify the trial secretary and/or superintendent and the trial chairperson by telephone, overnight letter, telegram, e-mail or fax. If you are delayed en route to a show, make every effort to contact the trial secretary or superintendent's office immediately.

When judges can no longer properly perform the duties of a judge because of physical difficulties, they do the position and the sport a disservice by continuing to accept assignments. The AKC has a Judge Emeritus Program to honor judges who have served the sport faithfully and wish to retire. Contact the AKC Companion Events Department for additional information.

Change of Address. Judges are responsible for promptly notifying the AKC *Companion Events Department* of any change in *mailing* address, *e-mail address and phone number(s)*. The change will be automatically reflected in the AKC Judges Directory.

Obedience Regulations. The *Obedience Regulations* are the basic guide to judging but do not contain explicit directions for every possible situation and only list the more common and serious faults.

They clearly define the exercises, their order and the standards by which they are to be judged. The *Obedience Regulations* set the standard of perfection by which the performance of each dog is scored and give the judge little choice in deciding how an exercise is to be performed.

They require that judges fulfill their responsibility by making competent decisions based on a mental picture of the perfect performance.

The knowledge gained from studying the *Obedience Regulations*, exhibiting and attending AKC obedience seminars, and putting this knowledge into practice will permit a judge to make practical the principles of sound judging.

Judges are given full discretionary authority within the framework of the *Obedience Regulations*. Judges must exercise this authority impartially. Judges are required to make their own decisions and to accept the responsibility this implies. If a decision depends on the exact wording of the *Obedience Regulations*, the judge is expected to look up the specific regulation prior to making the decision. A judge may not discard, modify or require anything not specified in the *Obedience Regulations*.

An obedience title is intended to evoke admiration. To be worthy of this admiration, the title must be based on performances that fully meet the requirements of the *Obedience Regulations*. Scores for each exercise must be amply justified by the performance of dog and handler. The owner of any dog that receives a deserved score of 190 points has reason to be very proud of the dog. A score of 170 points should indicate a very creditable performance and fully justify the awarding of a title.

A score of 200 points is possible, but it is extremely rare when the requirements of the *Obedience Regulations* are followed. It is a normal occurrence for a dog and handler to earn a perfect score on one or two of the exercises, but it is very rare for a judge to have the privilege of observing and scoring a dog and handler who perform perfectly all the exercises in a class.

CHAPTER 2

PREPARATION PRIOR TO JUDGING

Be on Time. Be at your ring at least 30 to 45 minutes before your judging time. Upon arrival, report immediately to the superintendent or trial secretary to obtain your judge's badge. The judge's book, ribbons and other materials necessary to start judging on schedule will usually be brought to the ring by the stewards.

If you are judging a class on a provisional basis, advise the AKC Field Representative so that you may be observed.

Avoid Contacts. A judge is not permitted to look at a catalog until their judging is completed. Do not carry or examine a catalog, discuss the merits of the dogs to be judged, or talk at length with anyone who may be exhibiting under you. When you have completed all assignments for a trial, then such contact is permissible. But be prudent.

Your friends, if they are considerate, should be discreet in making conversation with you prior to judging. It is your responsibility to remind them to do so.

Proper Dress. All judges shall wear business attire (weather permitting). It is important for a judge to maintain a proper and professional appearance. The judge is in the ring to do a job, not to be the center of attention because of outlandish dress or bizarre behavior.

Smoking. Smoking is permissible only between classes, provided it does not delay judging. Judges must comply with all non-smoking regulations.

Judge's Book. The judge alone is responsible for the judge's book. The trial secretary or superintendent may correct an error or omission that has been made in preparing the book for the judge. No one except the judge may enter any other notation in the judge's book. Following the judging of each class, the judge must immediately deliver the judge's book to the superintendent, obedience chairperson, or trial secretary. No other person may be entrusted with the judge's book.

Check the Ring. Prior to the scheduled time for judging, the judge inspects the ring, which must meet all requirements of Chapter 1, Section 32, of the *Obedience Regulations*. Size shall be determined by the judge pacing the ring. If outdoors, the ring must be about 40 by 50 feet, and the grass shall be cut short. Indoor rings should be about 40 by 50 feet. Indoor rings for Novice or Open may not be less than about 30 by 40 feet, and indoor Utility rings may not be less than about 35 by 50 feet.

In Open and Utility classes, the jumps are measured by the judge to make sure they meet the requirements of the *Obedience Regulations*. A deviation of up to one-half inch is considered a minor change and is acceptable. If the jumps are made of a material other than wood, they must meet all the requirements of the *Obedience Regulations*, including weight and flat finish. Having checked the jumps, the judge will place the jumps in the ring, giving special attention to lighting and ring enclosures, and make an observation from a dog's line of sight. For Utility classes, the jumps shall be midway in the ring, at right angles to the longest sides of the ring and about 18 to 20 feet apart. If mats are placed under the jumps, they should be at least 4 feet in width.

If there are ring or equipment deficiencies, the judge shall bring them to the attention of the trial secretary or superintendent so that they may be corrected in accordance with the provisions of Chapter 1, Section 34, of the *Obedience Regulations*. If the deficiencies cannot be corrected quickly, the judge will note this fact on the inside front cover of the judge's book and proceed to judge the class, under the deficient conditions. In extreme cases, where the deficiencies, in the opinion of the judge, are of such major proportion as to seriously affect the dog's performance or safety, the judge will give each handler the option of not competing. If the handler's decision is not to compete, they will be referred to the trial secretary or superintendent for a refund of the entry fee. Under no condition may a judge refuse to judge a class.

Stewards. The judge shall review with the stewards their duties and the manner in which they are to be performed. Stewards are to be instructed that they are in the ring only to assist the judge. Any request from an exhibitor for special consideration must be directed to the judge.

Catalog Order. The *Obedience Regulations* require that dogs be judged in catalog order to the extent that is practical to do so without holding up the judging in any ring. A judge need not mark the absentees in the judge's book until the end of the class. Judges are not required to wait for dogs for either the individual or the group exercises.

Veterinarian. The only situations that would require the judge to request the services of the veterinarian would be when a dog in the ring requires immediate medical attention or when a judge needs the veterinarian's recommendation concerning the health of the dog in the ring.

CHAPTER 3

PROCEDURES IN THE RING

Judging the Dogs. The judge has absolute control and unquestioned authority over all persons and dogs in the ring. With this authority comes the responsibility to be courteous and considerate. Be as systematic in your ring procedure from dog to dog as conditions permit.

A judge's comments, other than orders to the handler of a dog, shall be limited to a brief greeting, instructions on positioning the dog, and instructions covering the group exercises. A judge will never ask handlers about club affiliations, their opinions or about their dogs' past performances. The handler should be informed immediately following the directed jumping exercise in Utility and the group exercise in Novice and Open of a non-qualifying performance.

The actual judging procedure may vary from judge to judge, but performance requirements must remain the same. Position is important for two reasons: first, to establish consistency of judging in the minds of exhibitors and spectators and, second, to properly evaluate the dog and handler.

Being in the right position to observe a dog's performance is essential. There is no perfect position, but this does not mean that some positions are not better than others. All dogs shall be viewed from the same relative position. When viewing the dog and handler from the side, try to observe from the dog's side without the handler between you and the dog.

Handlers should expect and train for a reasonable amount of movement by the judge while the dog is working. Judges must not move quickly toward a dog as it is moving, stand closely behind a dog, or follow a heeling dog too closely. Judges shall always be in a position to see both the dog and handler at the same time without having to turn their heads.

Judges shall stand with their attention on the dogs and handlers during group exercises. During the Open group exercises, judges shall be in a position to see both the dogs and the handlers as they leave and enter the ring. Fronts and finishes are to be judged from a position in front of the handler.

The judging of an exercise normally begins when the judge gives the first order, except for the unusual circumstances as stated in the *Obedience Regulations*.

Corrections, loud repeated directions, a harsh tone of voice toward the dog to get it into position, and handling the dog at any time in the ring between exercises (other than gently guiding a dog by the collar in the Novice classes) is to be substantially penalized under Miscellaneous Penalties.

Philosophy of Scoring. It is the judge's responsibility to qualify all the dogs that should qualify and to non-qualify all the dogs whose performances did not meet the standards for a qualifying performance.

From the qualifying group of dogs, it is the judge's responsibility to place the top four dogs in order of their performance. The remainder of the qualifying dogs are ranked in order by their scores. Using clickers to score, although permissible, puts judges at a disadvantage when asked to explain decisions.

Natural Manner. The *Obedience Regulations* place emphasis on handling that appears natural. The Heel on Leash and Figure Eight exercise specifically states that the hands must be in a natural position but do not require that they be at the handler's side while heeling on leash. It is up to each judge to decide when, and to what extent, the performance of any particular handler is lacking in naturalness and when the hands of the handler are not in a natural position. A judge is expected to penalize a handler if, in the judge's opinion, the handler's manner or handling is unnatural. On the other hand, no judge should consider that a handler is unnatural just because they do not perform with the hands and arms in the same position for each exercise. Any motion that the judge considers to aid the dog's performance should be penalized.

Collars. Dogs in the obedience ring must wear a properly fitted collar approved by the judge. No special training collars, such as electronic collars or prong collars, will be permitted. Nothing may be hanging from the collars.

No dog may enter the ring, either for judging or for awards, with unacceptable equipment. Handlers are not permitted to wear such things as waist packs/pouches or any item that, in the judge's opinion, appears to be a training device or aid.

Disqualification and Excusal. The *Obedience Regulations*, under the provisions of Chapter 1, Sections 17, 17a and 18, and Chapter 2, Sections 25 and 27, cover the conditions and procedure for handling situations requiring the disqualification or excusal of a dog and its handler. A dog that has been disqualified may not compete again, unless and until, following an application by the owner to the AKC, the owner has received official notification from the AKC that the dog's eligibility has been reinstated. The four reasons for disqualifying a dog at an obedience trial are if the dog is:

- Blind — without useful vision
- Deaf — without useful hearing
- Changed in appearance by artificial means for cosmetic reasons
- Attacks or attempts to attack a person in the ring

A dog is excused if it is brought into the ring with bandages, stitches or is taped in any manner. The judge must excuse the dog and may not judge the dog later in that class, even if the bandages, tape or stitches have been removed.

A dog that is lame in the ring may not compete in that class and shall not be judged. It is the sole responsibility of the judge to determine whether the dog is lame. The judge shall not obtain the opinion of the veterinarian.

The judge must excuse from the class as “unfit to compete” any dog that demonstrates sickness, such as vomiting, in the ring.

The *Obedience Regulations*, Chapter 2, Section 3, states, “A qualifying score must never be awarded to a dog that ... relieves itself at any time while in the ring for judging. ...” In some cases, judges have allowed a handler to leave the ring temporarily when it appeared that the dog might foul the ring. A judge may permit this to prevent soiling the ring. However, the judge must consider that had such permission not been given, the ring probably would have been fouled. Therefore, the dog shall be considered as having relieved itself in the ring and be given a non-qualifying score.

If a judge determines that a bitch in the ring is in season or appears to be so attractive to males as to be a disturbing element, the bitch is excused. The judge shall not obtain the opinion of the veterinarian.

If it is reported to the trial secretary or the superintendent that the bitch is in season before the bitch enters the ring for either the individual or group exercises, the matter is to be brought to the attention of the trial committee. The committee must examine the bitch and may consult with the veterinarian, if desired. If the Event Committee finds the bitch to be in season, it shall excuse the bitch and so inform the judge, who will mark the judge’s book accordingly.

If a report is made to the trial secretary or superintendent after the judging of the bitch is completed that the bitch is in season or so attractive to males as to have been a disturbing element, the matter shall not be investigated. There would be no basis for changing the scoring of the bitch. The judge made the decision as to the condition of the bitch at the time of judging, and the judge’s decision is final.

Eligibility. When the eligibility of a handler or a dog to compete is in question, the matter should be referred to the Event Committee. When the Event Committee determines, from the information available, that a dog or a handler is ineligible to compete in the class, the handler is to be informed of the requirement of the *Obedience Regulations* that make him or her ineligible to compete. If any alternative exists (such as substituting an eligible handler to replace the handler who is ineligible to take the dog into the ring), it should be suggested. If the handler insists on competing, regardless of their or the dog’s eligibility, then it is the

duty of the secretary or superintendent to point out to the handler that the judge will be requested to judge the dog “under protest,” and the dog or handler’s eligibility to compete will be reviewed by the AKC. The secretary or superintendent should inform the judge of the situation, requesting that the dog and handler be permitted to compete.

The judge then permits the dog to compete and makes a brief notation in the judge’s book. It is the responsibility of the trial secretary or superintendent to provide a concise, factual statement of the problem in the official AKC show/trial report. The AKC will make a determination based on what has been reported. If it is determined that the dog is not eligible, the dog’s score will be disallowed.

Measuring. In the Open and Utility classes judges may, at their discretion, verify the height of the dog at the withers as it is brought into the ring. Withers, as defined in the glossary of the *Obedience Regulations*, are the highest point of the dog’s shoulder. The measurement is made using an ordinary folding ruler or steel tape that may be calibrated to show the correct jump height. Nothing may be attached to determine level position. No other measuring device is required or acceptable in the ring. The ruler or tape is held by the judge. Measurements made by the judge are final and are not subject to verification.

Misbehavior. A dog that demonstrates uncontrolled behavior must be penalized according to the seriousness of the misbehavior. There is no reference in the *Obedience Regulations* to leaving the ring. Nor is it mandatory to award a non-qualifying (NQ) score to a dog that leaves the ring. If a dog is working smartly and continuously but goes outside a ring boundary while completing an exercise (as opposed to a dog that bolts out of the ring or leaves the ring between exercises), the penalty, if any, is left to the discretion of the judge.

Heeling Pattern. Having set up the ring, the judge must determine the exact heeling pattern to be used. The pattern should be shown to the first handler in the class. The same pattern should be maintained as far as practicable for each competing dog. This is a foundation exercise, and it determines the standards for all exercises in which the dog is heeling. In scoring this exercise, judges shall accompany the handler at a discreet distance so that they can observe any signals or commands given by the handler to the dog. The judge must do so without interfering with either dog or handler. The judge should attempt to be in a position during the course of the exercise so that the dog and the handler may be observed from the rear, front, and side. The minimum heeling requirements for any class are normal heeling, a fast, a slow, a left turn, a right turn, an about-turn, a halt, and a sit. Dogs receiving an extra command during heeling can still qualify, although a substantial deduction must be made

for the extra command. Subsequent additional commands could indicate the dog is not under control and is not working with the handler as a team. The judge must determine whether the dog should receive a non-qualifying (NQ) score for heeling based on the overall performance of the dog and handler during the entire exercise.

The heeling patterns should not be in the area of the table and/or gate and should have only one element of an exercise on a leg. (For example, there shall not be a halt and a slow on the same leg of an exercise.) A fast should always be on a long dimension of the ring; slow may be either on the short or long dimension of the ring. The fast and slow shall be of significant length, not just several steps. No pattern shall have more than one fast and one slow. If possible, have one leg of the heeling pattern with no element on it. The “L” pattern is a minimal pattern. Other patterns are acceptable, but excessive complexity should be avoided.

Heel Free. This is to be judged using the same standards and procedures as the Heel on Leash and Figure Eight, except that it is off leash. Another exception, Chapter 2, Section 19, of the *Obedience Regulations*, requires a substantial deduction if the hands and arms are not as follows:

- “When the handler is in motion, the arms and hands must move naturally at the side.”
- “The right hand and arm must move naturally at the side, while the left hand must be held against the front of the body, centered in the area of the waist, with the left forearm carried against the body.”

In either of the above situations, the hands and arms may be adjusted during the fast portion of an exercise in order to maintain balance.

Stand for Examination. The *Obedience Regulations*, Chapter 3, Section 7, states that the handler will leave the dog and walk straight forward about 6 feet, turn and face the dog. The judge must be alert to keep handlers from going more or less than about 6 feet and must penalize, even to the point of non-qualifying, the dog whose handler backs away when leaving.

This section instructs the judge in the specific manner to conduct an examination. The examination shall consist of touching only the dog’s head, body, and hindquarters with the fingers and palm of one hand and must not include running the hand down the dog’s back. The judge should also note in scoring that the exercise does not start until the handler has given the command and/or signal to stay, except for such things as rough treatment of the dog by its handler or active resistance by the dog to its handler’s attempts to make it stand, which must be penalized substantially. When positioning the dog for this exercise, a handler may stand the dog on command and may then also pose it as in the breed ring.

Or the handler may simply stand the dog and not pose it. The option is left to the handler, and the judge may not penalize a handler for both standing and posing the dog. The dog need not be sitting at the start of this exercise. The *Obedience Regulations* require different penalties for faults that occur before and after the examination is complete. The examination is complete when the judge lifts their fingers and palm from the dog's hindquarters and steps back.

Judges should not expose themselves needlessly to the danger of being bitten. Should a dog in the ring give warning that it may bite if you proceed with the examination, you should excuse the dog from the ring. If a dog attempts to attack or bites any person in the ring, the judge must disqualify the dog.

Recall Exercises. To have both dog and handler under constant observation in these exercises, a judge should take a position in line and slightly to the rear of the dog, facing the handler but at an adequate distance to one side.

This is a foundation exercise and governs the faults and behavior of a dog in all exercises where the dog is moving toward the handler. The dog is required to move at a brisk trot or gallop and must be penalized for failure to do so.

In exercises where the dog is required to sit in front, the handler's hands and arms should hang naturally at the sides. A substantial deduction is required for failure to do so or for any hand movement not permitted by the regulations. It does not apply to the Moving Stand and Examination as the dog does not sit in front.

Finishes are required to be executed promptly, smartly, and straight. This applies to faults in all exercises where the dog sits in front and finishes. The finish is not a principal part of any exercise. Therefore, failure to finish or extra commands or signals to finish do not require a non-qualifying score for any exercise.

The judge should never ask the handler to touch the dog or otherwise assist the judge in making a decision. A dog must come in sufficiently close so that the handler could touch its head without excessive bending or stretching or the need to move either foot. If, in the judge's opinion, the dog is not close enough to the handler, it must receive a non-qualifying (NQ) score.

Drop on Recall. Faults and penalties in judging this exercise are the same as the Novice Recall, except for the drop.

A perfect drop has three characteristics:

- The dog's prompt response to the handler's command or signal to drop
- No delay or slowness to down
- The dog must drop completely to a down position

The dog should be considered as having met the requirement if, in the judge's opinion, a similar down position would be acceptable for the Long Down.

Broad Jump. In setting up the broad jump, the judge should make every effort to avoid having the dog jump toward the gate or table. The judge should make every effort to ensure that adequate room is allowed in front of the jump for the take-off and on the far side for landing and turning. The hurdles are to be positioned so the dog will be turning away from the ring barrier after landing.

The dog and handler must be at least 8 feet in front of the first edge of the jump. It is the judge's responsibility to see that the handler complies before the exercise begins. In all jumping exercises, a handler standing too close or too far from the side of the jump shall be required to move to the proper position. The minor penalties listed under the Recall also apply to this exercise. Dogs that do not return close enough, as in the Recall, must be considered as not having returned to the handler and must receive a non-qualifying (NQ) score.

During the exercise, the judge must stand clear of the handler and the dog in order to prevent any interference with the dog's performance. The judge must be positioned so that both the dog and the handler are under continuous observation during the entire exercise.

This exercise is a Novice Recall, except for the jump and the position of the handler. The same faults are associated with the broad jump as with the high jump. A dog touching a hurdle must receive a deduction similar to the deduction for the dog that touches the high jump. All jumps are to be judged the same way.

Retrieving Exercises – Open Classes. As a foundation exercise, the Retrieve exercise defines the ability of a dog to work away from the handler and retrieve an object. The dumbbell, which must be approved by the judge, should be made of one or more solid pieces of wood or non-toxic material other than wood, similar in size, shape, and weight to a wooden dumbbell. The dumbbell must not be hollowed out. It may be unfinished, coated with a clear finish, or may be any color. It must have no decoration or attachments but may bear an inconspicuous mark for identification. The size of the dumbbell should be proportionate to the size of the dog. By strictly enforcing these requirements, a judge will eliminate any problems with dumbbells that do not meet the requirements. No dog should ever be given a qualifying score in the Open classes unless it has performed the Retrieve exercises with a dumbbell that fully meets the requirements of the *Obedience Regulations*.

Once a dog picks up the dumbbell, the exercise is judged as a Novice Recall, except for faults associated with handling the dumbbell such as: not going directly to the dumbbell, mouthing or playing with the

dumbbell, or dropping, reluctance or refusal to release the dumbbell. The retrieve, including the pickup, must be brisk and without hesitation.

The judge shall require the dumbbell to be thrown again before the dog is sent if, in the judge's opinion, it is thrown a distance of less than 20 feet, too far to one side, or too close to the ringside. A judge should not place a dumbbell that is improperly thrown but should require the handler to throw the dumbbell again. A judge will not ask the handler's opinion when deciding whether a dumbbell is to be thrown again or not; it is the judge's sole responsibility to make this decision. Once the decision is made, the judge or steward will retrieve the dumbbell. Under no circumstances should the handler be penalized for a bad throw. Requiring the handler to re-throw the dumbbell signifies that the exercise is being restarted; therefore, the handler may pet, praise, and reposition the dog without penalty before the exercise is begun again.

High Jump. In the Retrieve Over High Jump exercise, a dog that climbs the jump or uses the jump for aid in going over must receive a non-qualifying (NQ) score. This is in contrast to a dog that merely hits or touches the jump when going over. In the Retrieve Over High Jump exercise, the handler with the dog in heel position must be at least 8 feet in front of the jump or any reasonable distance beyond 8 feet. It is the judge's responsibility to see that the handler complies before the exercise begins. The judge must make certain that the handler throws the dumbbell at least 8 feet beyond the jump. During this exercise a judge must stand clear of both the handler and the dog in order to prevent any interference with the dog's performance. The judge should be positioned so that both the dog and handler are under continuous observation during the entire exercise.

Other than the faults associated with the jump, this is a Retrieve on Flat. Once the exercise begins, the handler may not adjust their feet or position.

There are four faults associated with jumps:

- Failure to clear the jump or the height of the jump
- Using the jump for aid in going over
- Touching the jump
- Hesitation or reluctance to jump

Signal Exercise. Judges should note that heeling is considered a principal part of this exercise; all penalties listed under the heeling exercises apply. A judge should bear in mind that only during the stand, drop, sit, and come parts of this exercise is it required to score a dog non-qualifying (NQ) for receiving a command or audible signal. It is possible for the dog,

although penalized substantially for receiving a command or audible signal during other parts of the exercise, to receive a passing score for the exercise. A dog may non-qualify in the heeling portion using the same standards as in the Novice Heel on Leash and Figure Eight.

The *Obedience Regulations* Chapter 5, Section 6, requires the judge to have the handler leave the dog at one end of the ring on the stand and then proceed on the judge's order to the other end of the ring. This should place the handler about 3 to 4 feet from the opposite end of the ring. All deductions listed under the Recall exercises also apply to this exercise. A dog moving even a minor distance during the performance of the stand, drop, or sit portions of the exercise shall be penalized. In the recall portion of the Signal Exercise, a dog that does not come in close enough has not performed a recall. Once the signal has been given for the dog to come, the same faults and penalties apply as in the Novice Recall.

An excellent position for judging the stand, drop, sit, and come parts of this exercise is at an adequate distance to the side and slightly to the rear of the dog when the dog is in the stand-stay position.

This exercise is composed of three principal parts: a heeling portion, the signal portion, and a recall portion.

Scent Discrimination. The judge should be certain that the handler and dog are in position to observe the placement of the eight ring articles, that these articles are handled by the judge or steward, that the articles are about 6 inches apart, and that the closest article is placed about 20 feet from the handler.

The judge must take the necessary precautions to ensure the two articles to be used by the handler are not fouled by the judge or any other scent.

The judge must approve the articles before the exercise begins. At this time, the judge shall designate the articles to be used, make note of the number, and place them on the chair in the ring or on the judge's table so that they will be ready at the beginning of the Scent Discrimination exercise.

This exercise consists of four parts:

- Either the turn-and-sit or send-direct method
- Going out
- Searching for the correct article
- Return of the correct article

There are two methods for sending the dog, and the method to be used must be announced to the judge. If the turn-and-sit method is designated, the handler may give the command to heel and will turn in place, either

right or left, to face the articles. The handler will come to a halt with the dog sitting in the heel position and will then give a command or signal to retrieve.

The other method to send directly will be done with the handler executing a right about-turn while simultaneously giving the command or signal to retrieve. In this method, the dog should not assume a sitting position but will go directly to the articles. Any excessive movements must be penalized. The go out and return must be judged as in the Novice Recall and the Retrieve on Flat.

Directed Retrieve. Although this exercise is basically judged as a Retrieve on Flat, it has an important difference that must be considered when judging. The difference is that the dog is directed to retrieve. The turn and sit are to be judged as in the Scent Discrimination exercise. A dog that finds a glove without being directed to it by the handler must be given a non-qualifying (NQ) score. A dog whose handler misdirects the dog (under turns or over turns) must be non-qualified or penalized depending on the extent of the over/under turn.

The judge should be certain the gloves are visible to the smallest and largest dogs. Prior to the start of judging, the judge shall make the decision *as to which glove will be used for the class that day. The same glove number will be used for each handler. For each judging assignment, the judge must alternate the number of the glove used.* The gloves will be designated "One," "Two," or "Three," reading from left to right when the handler is facing the gloves. The judge will give the order "One" or "Two" or "Three" and at the same time may, with the handler's back to the gloves, point to the designated glove.

The direction the handler turns is at the option of the handler, no matter which glove is designated, but the dog should maintain heel position throughout the turn and sit at heel when the turn is completed. The retrieve portion of the exercise is then completed without any further order from the judge.

Giving the direction must be done with a single motion. When the motion stops, the direction is completed. If the handler does not give the command simultaneously with or immediately following the direction but delays between the motion and the command, the dog must receive a non-qualifying (NQ) score.

Moving Stand and Examination. This exercise may be judged from the side while the dog and handler are heeling and until the dog is to be examined. For the examination part of the exercise, the dog should be approached from the front and then given a thorough examination as in conformation judging, except that the dog's mouth, testicles *and tail* are not examined.

Directed Jumping. At the start of this exercise, the judge should be certain the handler and dog are on the center line of the ring and about

20 feet from the line of the jumps. A dog that does not go out or does not remain at least 10 feet beyond the jumps must receive a non-qualifying (NQ) score. The judge should determine the 10-foot distance before beginning the class.

In the Directed Jumping exercise, the dog is not required to go to the other end of the ring, only to a point about 20 feet beyond the jumps and in the approximate center. If the dog stops on command and remains at this point, it should not be penalized for not having gone out far enough.

A dog using the top of the jump for aid while going over must receive a non-qualifying (NQ) score. The same penalty applies to a dog that knocks the bar off the uprights. All the penalties listed under the Recall exercise also apply.

An excellent position for judging this exercise is on the side of the ring opposite the designated jump, parallel to and slightly to the rear of the handler and dog. This is only a recommendation and is not mandated. There are several key points that require your attention:

- The dog must move at a brisk trot or gallop until commanded to sit.
- The dog must go out about 20 feet beyond the jumps.
- The handler should give the command to sit when the dog is about 20 feet beyond the jumps.
- The dog must stop and sit promptly on command.

When one or more of these conditions is not met, deductions must be made. Deductions must also be made for slowness or stopping prior to the command to sit.

The judge should not place a mark 20 feet beyond the jumps. The reference to 20 feet beyond the jumps is to require the sit command be given prior to the dog reaching the ring barrier so that the dog may be evaluated on its ability to stop and sit on command.

The jumps should be set up on the longest two sides of the ring, and the same sequence of jumps should be used for each dog.

Grid for Scoring Directed Jumping. When scoring the Directed Jumping exercise, large variations in performance may occur, and there is not a great deal of time to consider how far from perfect each variation is. As an aid to maintaining some consistency in the manner in which all dogs in the class are scored, there should be no question that some type of system needs to be adopted in advance of the class. Although the following suggestion may not fit your particular method of scoring, it may serve as an aid in developing your own individual style. A grid is based on the premise that the closer to perfection, the smaller the deduction.

Should the dog go out about 20 feet beyond the jumps, stop on command by the handler and sit in the approximate center of the ring, there is no deduction. (This is represented by an imaginary circle of about 3 feet in the center of the ring at about a distance of 20 feet beyond the jumps.) Keep in mind that the handler should stop and sit the dog about 20 feet beyond the jump, not precisely 20 feet beyond the jump. If the dog stops and sits on the handler's command at 21 feet or 19 feet beyond the jumps (this is about 20 feet beyond the jumps), no points should be deducted. The key is that the dog stops and sits on command. The dog should not stop and sit without a command from the handler or stop and/or sit when it arrives at the ring barrier simply because it can go no further. If the dog does either of these, points are deducted because the handler's command did not cause the dog to stop and sit. If the dog stops and sits on the handler's command but the handler has stopped the dog at about the 12-foot distance, a deduction is in order as the handler did not stop and sit the dog at about 20 feet beyond the jumps. Again, the requirement is to stop and sit the dog at about 20 feet beyond the jumps, not precisely 20 feet beyond the jumps.

If the dog goes out about 20 feet beyond the jumps, stops and sits on the handler's command but its final position is in one of the corners of the ring, a three point deduction should be made. If the dog goes out only 10 feet beyond the jumps, stops and sits on command but the final position is in the center of the ring, a three point deduction should be made. If the dog goes out about 10 feet, stops and sits on command but the final position is next to the side of the ring, a five or six point deduction is in order.

Once the handler has commanded the dog to sit at a point about 20 feet beyond the jumps and the dog stops, the go-out part of the exercise is complete. A dog must receive a non-qualifying (NQ) score for not staying without *an* additional command or signal to sit or the handler giving a second command to sit. The penalties for the Recall will apply.

Group Exercises. If two classes in the same classification such as Novice A and B have different judges, each judge must judge the group exercises separately. A judge with only a single dog competing in a class would be required to have the dog perform the group exercises alone. However, if the same judge is judging both A and B classes (in the same classification) and the combined two classes do not exceed the limit of dogs based on the size of the ring, the judge may combine the two classes for the group exercises.

Judges should make every effort to equally divide a class for the group exercises and not have fewer than six dogs in the exercise.

In the Long Down exercise, the dog should lie down on command and/or signal without being touched. In the down position, the dog should be lying straight beside the handler, facing the opposite side of

the ring. Should the dog lie down facing the dog on either side or in a manner that could interfere with an adjacent competing dog, the handler should be instructed to straighten or reposition the dog, and a substantial penalty should be applied.

When positioning dogs in the ring for the group exercises in the Open classes, judges should ensure that such positioning will permit the competing dogs to keep the handlers in their direct line of vision as the handlers leave and return to the ring.

In Open classes, when signaling the steward to bring the handlers back to the ring, do not use a signal (like waving of an arm) that might cause the dogs in the ring to react.

If a dog gets up and starts to roam or follows its handler and disturbs the other dogs or if a dog moves so as to interfere with another dog, the judge should promptly instruct the handler or one of the stewards to take the dog out of the ring or to keep it away from the other dogs. ***The judge must excuse the dog from the remaining group exercise*** and so mark the judge's book.

Any handlers who physically correct their dogs before or after any group exercise or while leaving the ring must be penalized under Miscellaneous Penalties.

CHAPTER 4 PHYSICALLY CHALLENGED HANDLERS

Physically Challenged Handlers. It is perfectly permissible for physically challenged handlers to compete, provided they can do so under their own power with or without mechanical assistance, i.e., a wheelchair (self-propelled, electric, etc.), crutches, or a cane. The *Obedience Regulations* Chapter 2, Section 14, states that blind handlers may also compete, and, subject to the judge's instructions, anyone may position a blind handler before, between, and after each exercise. Directions by radio are not permitted. Handlers on crutches should not be penalized for any crutch motions considered normal for their disability. However, if, in the opinion of the judge, the handler uses the crutches in a manner unnecessary for their movement and as guidance or control of the dog, a scoring penalty must be imposed. In determining if a modification of the requirements of the *Obedience Regulations* for physically challenged handlers is acceptable under the provisions of Chapter 2, Section 14, the judge needs only to determine whether the modification aids the dog's performance. If the modification does not aid the dog's performance, it is acceptable. But, as stated in Chapter 2, Section 14, the dog is required to perform all parts of the exercises as described in the *Obedience Regulations* and shall be penalized for failure to perform any part of an exercise.

The *Obedience Regulations* Chapter 2, Section 18, requires all dogs to work from the handler's left side. It is proper for a judge to establish in advance a position on the disabled handler's left side that corresponds to the normal heel position for all exercises.

With respect to speed of the handler in the heeling exercises, a physically challenged handler is expected to do the regular heeling at the equivalent of a brisk pace with significant changes in speed for the slow and fast. Judges must penalize a handler, as they would any other handler disabled or not, who does not perform the regular heeling at the equivalent of a brisk pace or with a true slow and fast.

In the case of a blind handler, the judge may permit the stewards to utter softly a verbal aid so that the handler may determine the position of the stewards as they perform the Figure Eight.

After the judge or another person positions a blind handler for a jump, the judge may permit the handler to leave the dog, walk up to the jump to feel it in order to determine its exact location, and then proceed to perform the exercises as required.

Physically Incapacitated. Handlers whose disabilities prevent them from throwing the dumbbell the required distance may be permitted to line the dog up in the desired starting position and, after giving the

command to stay, leave the dog and proceed away from the dog to throw the dumbbell. The handler should then return alongside the dog to continue the exercise. The same procedure should be followed for the Retrieve Over High Jump.

Hearing Deficiency. When faced with the situation where a handler is hard of hearing, judges should position themselves so that the handler may continuously observe them during the performance of the individual exercises. If such a handler desires, judges may use prearranged signals to the handler in lieu of verbal commands.

Group Exercises. It is permissible for a judge to allow additional space on each side of a disabled handler to permit the handler to work the dog without touching it or without touching the dog on either side. All dogs, however, must be judged in catalog order.

CHAPTER 5 THE JUDGE'S BOOK

Marking the Judge's Book. Chapter 2, Section 10, of the *Obedience Regulations* instructs judges how to correctly mark the book. Judges must be thorough, neat and precise in marking their books. The awarding of obedience titles based on a dog's performance at obedience trials is valueless if the scores are not accurate. Judges must double-check the accuracy of score totals.

When all dogs have been judged and the four official placements determined, then ribbon prizes can be awarded: blue, red, yellow, and white or white, yellow, red, and blue. Where ribbons or prizes for additional places are offered, the awards for these should be made after the awarding of the four official placements. The judge must sign the book, mark the time finished, remove and retain the sheets marked "Judge's Copy," and then return the book (or sheets) for the completed class promptly to the trial secretary, obedience chairperson, or superintendent. When the judge returns the book, the trial secretary, obedience chairperson or superintendent should briefly scan the book for obvious omissions or oversights that can be corrected immediately.

Judges should retain their judging records for at least *six* months. If such records are required to provide information relative to the judging of a particular class, the information will be readily available to the AKC.

On the following pages are samples of Novice, Open B and Utility A sheets that show the proper procedure for marking the judge's book. This procedure is applicable for all classes.

PROCEDURES FOR JUDGES TO FOLLOW IN MARKING THE JUDGE'S BOOK

(Use Ballpoint Pen)

- Indicate class.
- Mark the catalog number, the score of the four official placements, the time started, and the time finished. This should be on the first sheet for the class only.
- Where run-offs of ties have taken place for any of the four official placements, indicate the winner of the tie by placing a plus sign after the winner's catalog number. In case of a three-way tie, use a double plus for the winner and a single plus for the dog placing second out of the three.
- To correct an error after marking a score under a wrong catalog number, cross out error, write the correction, and initial the change.
- Non-qualifying scores should be indicated by an "NQ" in the "Total Score" block.
- Carry only qualifying scores down to the "Final Qualifying Score" block.
- If the judge is aware of the reason for an absence in a group exercise, they should mark the dog "Absent" and state the reason. When a judge is unaware of the reason for an absence in a group exercise, the dog must be marked "Absent – reason not given."
- In the case of a dog that is "Disqualified," state the *reason in the judge's book and bring it to the attention of the superintendent or trial secretary*. In addition, if a dog is disqualified for attacking a person in the ring, complete a form available from the superintendent or trial secretary. This completed form must accompany the judge's book.
- If any dog is excused, state the reason.

SIGN THE BOOK.

NOTE: Judges should use the inside cover of the book for any comments or explanations required. If additional information is deemed necessary by the judge, comments or explanations should be forwarded to the Event Operations Department.

SAMPLE MARKED JUDGES' BOOK

NOVICE

Name of Club: _____
 (Event #): _____ Day/Month/Year
 Judge: _____

NOVICE CLASS A (Indicate A or B)

MAXIMUM TOTAL SCORE — 200 Points

ENTER POINTS OFF FOR EACH EXERCISE UNDER APPROPRIATE ARMBAND NUMBER

Dog Number	101	102	103	104	105	106	107	108
Heel on Leash (40 Points)	1.5	1	0.5	8	4	2	5	1
Stand for Exam (30 Points)	0	0	0	NQ	0	0	0	0
Heel Free (40 Points)	4	4	4.5	6	8	9	3.5	6
Recall (30 Points)	1	0	3.5	1	0	14	2.5	10
Subtotal of Points off	6.5	5	8.5	NQ	12	25	11	17
Long Sit (30 Points)	0	0	0	0	0	0	NQ	<i>Absent— Reason not given</i>
Long Down (30 Points)	0	0	0	0	3	0	0	
Miscellaneous Penalties	0	0	0	0	20	0	0	
Maximum Score (200)	200	200	200	200	200	200	200	200
POINTS OFF (Subtract)	-6.5	-5	-8.5	-	-35	-25	-	-
Total Score	193.5	195	191.5	NQ	NQ	175	NQ	NQ
FINAL QUALIFYING SCORE	193.5	195	191.5			175		

	First Place	Second Place	Third Place	Fourth Place
WINNERS: _____	102	101	103	106
SCORE: _____	195	193.5	191.5	175

Time Started: 9:00 Time Finished: 9:40

(PLEASE USE BALL POINT PEN)

SAMPLE MARKED JUDGES' BOOK

OPEN B

Name of Club: _____
 (Event #): _____ Day/Month/Year
 Judge: _____

OPEN B CLASS

MAXIMUM TOTAL SCORE — 200 Points

**ENTER POINTS OFF FOR EACH EXERCISE UNDER
 APPROPRIATE ARMBAND NUMBER**

ORDER OF EXERCISES (I-VI) 3

Dog Number	101	102	103	104	105	106	107	108
<i>ROF</i>	1	0	4	<i>Disqualified – changed in appearance – Details on inside cover</i>	<i>Absent</i>	<i>Excused – Lame</i>	2	.5
<i>DR</i>	1	0	3				1	.5
<i>RHJ</i>	2.5	0.5	3				1	1
<i>BrJ</i>	0	0.5	1				1.5	0
<i>8+HF</i>	4	2	5.5				3	2
Subtotal of Points Off	8.5	3	16.5				9	4
<i>LS</i>	<i>Absent— Reason not given</i>	0	0				0	0
<i>LD</i>		0	3				0	0
Miscellaneous Penalties		0	0				0	0
Maximum Score (200)	200	200	200				200	200
POINTS OFF (Subtract)	-	-3	-19.5	-	-	-	-9	-4
Total Score	<i>NQ</i>	197	180.5				191	196
FINAL QUALIFYING SCORE		197	180.5				191	196

Heel Free = 40 Drop on Recall = 30 Retrieve on Flat = 20
 Retrieve Over High Jump = 30 Broad Jump = 20

	First Place	Second Place	Third Place	Fourth Place
WINNERS:	<u>102</u>	<u>108</u>	<u>107</u>	<u>103</u>
SCORE:	<u>197</u>	<u>196</u>	<u>191</u>	<u>180.5</u>

Time Started: 9:00 Time Finished: 9:40

(PLEASE USE BALL POINT PEN)

SAMPLE MARKED JUDGES' BOOK UTILITY A

Name of Club: _____
 (Event #): _____ Day/Month/Year
 Judge: _____

UTILITY CLASS A MAXIMUM TOTAL SCORE — 200 Points

**ENTER POINTS OFF FOR EACH EXERCISE UNDER
 APPROPRIATE ARMBAND NUMBER**

Dog Number	101	102	103	104	105	106	107	108
Signal Exercise (40 Points)	<i>NQ</i>	<i>1</i>	<i>Absent</i>	<i>3</i>	<i>0.5</i>	<i>2.5</i>	<i>2</i>	<i>NQ</i>
Scent Discrimination Article 1 (30 Points)	<i>1</i>	<i>1.5</i>		<i>2</i>	<i>2.5</i>	<i>4</i>	<i>0.5</i>	<i>NQ</i>
Scent Discrimination Article 2 (30 Points)	<i>2.5</i>	<i>1.5</i>		<i>0.5</i>	<i>NQ</i>	<i>0.5</i>	<i>0.5</i>	<i>2</i>
Directed Retrieve (30 Points)	<i>3</i>	<i>1</i>		<i>1.5</i>	<i>2</i>	<i>0.5</i>	<i>1</i>	<i>2</i>
Moving Stand & Exam (30 Points)	<i>1</i>	<i>1</i>		<i>0</i>	<i>2</i>	<i>1</i>	<i>0.5</i>	<i>NQ</i>
Directed Jumping (40 Points)	<i>4</i>	<i>4</i>		<i>3</i>	<i>7</i>	<i>1</i>	<i>4</i>	<i>6</i>
Miscellaneous Penalties	<i>0</i>	<i>0</i>		<i>0</i>	<i>2</i>	<i>0</i>	<i>0</i>	<i>0</i>
Maximum Score (200)	200	200	200	200	200	200	200	200
POINTS OFF (Subtract)	-	<i>-10</i>	-	<i>-10</i>	-	<i>-9.5</i>	<i>-8.5</i>	-
Total Score	<i>NQ</i>	<i>190</i>			<i>NQ</i>			<i>NQ</i>
FINAL QUALIFYING SCORE		<i>190</i>		<i>190</i>		<i>190.5</i>	<i>191.5</i>	

First Place Second Place Third Place Fourth Place

WINNERS: 107 106 104+ 102

SCORE: 191.5 190.5 190 190

Time Started: 8:30 Time Finished: 11:30

(PLEASE USE BALL POINT PEN)

Obedience Judges' Guidelines

The Steward in Obedience

The Steward in
Obedience



AMERICAN
KENNEL CLUB®

The Steward in Obedience

THE STEWARD IN OBEDIENCE
Table of Contents

The Steward in Obedience3

The Gate Steward.....4

The Table Steward.....4

Ring Stewards5

Novice Class5

Open Class6

Utility Class.....7

The Jumps8

THE STEWARD IN OBEDIENCE

Planning an obedience trial is an endeavor that involves many months of preparation by the Obedience Trial Committee. The tasks are varied and demanding; selecting judges, preparing a premium list, compiling a mailing list, soliciting trophies, preparing equipment, making luncheon arrangements, securing admission tickets, and printing a catalog are only some of the tasks to be completed. The training of stewards is a necessary, but often neglected or lightly treated, element of preparation for an obedience trial.

A steward not acquainted with obedience ring procedures requires time-consuming instructions from the judge and can severely slow down the entire judging procedure. In order to ensure the smooth operation of a ring by the obedience stewards, clubs should provide at least one training session for them and use experienced stewards to instruct the training session.

Well in advance of their trial, clubs should appoint a chief steward whose duty it is to invite a sufficient number of experienced persons to act as stewards in the judging rings on the day of the event. Any person invited to serve as a steward must be in good standing with the AKC. The chief steward should, as soon as practicable, confirm in writing to all who accept an invitation to steward the date and location of the trial, the time at which they are to report for duty, and their particular ring assignments.

People should avoid serving as a steward with judges under whom they have an entry or under whom, in the course of a day's judging, their entries might become eligible to compete.

Stewards must keep in mind that they have been selected to help the judges and not to advise them. They should carefully refrain from discussing or even seeming to discuss the dog's performance with the judge and should not under any circumstances show or give the appearance of showing the catalog to the judge. When not actively engaged in their duties, stewards should position themselves so that they will not interfere with the judging of the dogs.

Under no circumstances should a steward give information or instructions to owners or handlers unless specifically instructed to do so by the judge, and then they should do so only in such a manner that it is clear that the instructions are those of the judge.

Stewarding functions in the obedience ring fall into three general categories: gate, table and ring. Under ideal circumstances, a club will provide four stewards to perform these functions (there are two ring stewards). However, if the judge's assignment is relatively light, a club could manage quite well with two experienced persons for each ring. The following discussion will explain the specific duties of each function. Although the duties discussed below cover most of the steward's

responsibilities, it is absolutely essential that the stewards be at ringside at least 45 minutes prior to the scheduled start of judging to receive any specific instructions from the judge and to assist in setting up the ring as directed by the judge.

THE GATE STEWARD

The primary responsibility of the gate steward is to ensure that the next dog to be judged is immediately available when the judge is ready. As soon as the judge begins the judging routine of a dog, this steward calls the next dog to be judged and ensures the handler is at ringside when the dog in the ring has completed all exercises. Dogs may not enter the rings until the judge indicates they are ready for the next dog. The gate steward is responsible for ensuring the judging time of the class is not delayed by having the judge wait for dogs.

Dogs must be judged in catalog order to the extent that it is practical to do so without holding up the judging in any ring. If the dog listed next in the catalog is not at ringside when needed, the steward should not hesitate to call the next dog in order. Stewards are not required to seek out handlers. Handlers are responsible for being ready when their dogs' numbers are called. The steward should report any absence to the judge, and the judge will decide when the dog is to be marked absent. This procedure should be followed even if the armband for the absent dog has already been issued.

It is normally the duty of the gate steward to distribute armbands. When exhibitors identify themselves, the steward should check the catalog and ask the exhibitors' names and the names of the dogs. *The gate steward should verify the height and distance that the dogs jump.*

The steward then should check that the number of the armband being given to the exhibitor corresponds to the number in the catalog. It is essential that every precaution be taken when distributing armbands.

Very often, exhibitors make requests for special consideration, such as asking to be judged out of catalog order. Any request of this nature must be directed to the judge. It is the judge's prerogative to grant or deny the request. The steward should never consider the matter.

When stewarding in the Novice class, upon completion of the Recall exercise, the gate steward should return the leash to the handler before they leave the ring.

THE TABLE STEWARD

The extent to which a judge uses the services of a table steward varies greatly. Some judges prefer to do their own bookwork and do not feel it is necessary to have the steward perform many of the duties in this area. The steward must receive specific instructions from the judge to

ascertain exactly what will be required as table steward.

Many judges use worksheets. The judge may ask the table steward to prepare and have ready the worksheet for the next dog. The steward should ensure that the class, proper armband number and breed of dog are correctly entered on the sheet. If the judge requests, the table steward must double-check to see that the scores on the worksheet are added correctly. The judge — and only the judge — will transfer the scores from the worksheet to the judge's book. The steward should check to ensure that no error has been made. If an error is detected, the steward should bring it to the attention of the judge. Under no circumstances should the steward write in the judge's book.

The table steward usually prepares the group exercise worksheets, if the judge uses them. These should be prepared in advance and according to the judge's instructions. It is essential that these sheets be prepared in catalog order, even if that is not the order in which the dogs were individually judged.

The table steward must review the catalog to see what trophies (if any) are offered and to ensure that all trophies and ribbons are available at the conclusion of judging. Very often the steward is asked to assist in the awarding of the trophies and ribbons to the winners.

RING STEWARDS

Each judge requires two ring stewards. It is particularly important for these two stewards to report to the ring at least 45 minutes prior to the scheduled time for judging to assist the judge in setting up the ring and equipment and to receive specific assignments from the judge. As the duties of the ring stewards vary with the class in which they are officiating, the remainder of this discussion will be divided by classes.

NOVICE CLASS

The first exercise in the Novice class is the Heel on Leash. After the dog finishes the heeling pattern, the two ring stewards are required to act as "posts" around which the dog and handler will execute the Figure Eight. Both stewards should be ready immediately when the Figure Eight is called. The judge will indicate where they want the Figure Eight performed. When should the stewards go to the assigned position? The stewards will most often go to the assigned position just after the judge gives the order "Exercise finished" for the Heel on Leash portion of the exercise. This method saves time by not requiring the judge to call the stewards each time they are needed. The stewards stand 8 feet apart, facing each other, with their hands hanging naturally at their sides or folded in front. Hands should not be placed on hips or in any way extended from the body.

It is absolutely essential that stewards do not talk or move while this exercise is being performed. Stewards must resist the temptation to turn their heads to watch the dog's performance.

After completion of the Figure Eight exercise, a steward must be available to take the leash from the handler. The judge will then give the order for the Stand for Examination. Very often the judges will require the steward to hold their clipboard and pencil. Once the steward has these items, they should promptly move away from the area where the exercise is taking place. But the steward should be close enough to quickly return the clipboard and pencil when the judging of the exercise is completed and the judge gives the order, "Exercise finished."

The steward does not return the dog's leash until after the Recall exercise is completed.

Any number of incidents may occur during the group exercises, and stewards must be particularly alert. If a dog breaks or starts to move toward another dog, a steward may be asked to restrain the dog's movement. The stewards' attention should be divided between the dogs and the judge to make sure they are alert to a possible disturbance. The stewards must be ready to follow whatever instructions the judge may give.

OPEN CLASS

When issuing an armband to a handler, the gate steward should *verify* the height and distance the dog jumps. The gate steward should also take the leash and dumbbell from the handler when the dog is brought into the ring. A discussion of heights and distance will be described later. It is essential that the steward setting the broad jump have a tape measure or steel ruler to ensure the accuracy of the jump. The first duty of the judge will be to check that the jumps are properly set. Stewards must arrange jumps quickly and accurately, or much time will be wasted.

In the Open class, the Figure Eight is performed off lead as part of the Heel Free exercise. The requirements of stewards are the same as in the Novice class. Again, stewards should be immediately available when the order is given.

The Open class has two retrieving exercises: the Retrieve on Flat and Retrieve Over High Jump. The gate steward takes the dumbbell from the handler as the dog enters the ring and places it on the judge's table. When directed by the judge, a ring steward shall deliver the dumbbell to the handler or to the judge as specified by the judge. This should be done immediately so handlers are not made to wait.

The gate steward will line up the dogs and handlers outside the ring immediately prior to the time the judge has indicated they will judge the Long Sit and the Long Down exercises. The judge should not be made to wait while the handlers are lined up. The Long Sit and Long Down exercise are always done in exact catalog order. As the dogs enter the

ring, the ring stewards must line up dogs and handlers along the ringside as indicated by the judge. Ring stewards must make sure that dogs are in catalog order and that they are placed an equal distance from each other. The judge will instruct handlers to place armbands and leashes behind their dogs with the leash on top of the armband in such a manner that the number is easily read. One of the two ring stewards in the Open class will be assigned to lead the handlers out of the dogs' sight. Prior to the beginning of the exercise, access to this location should be checked by the stewards. Once behind the "blind" area, the steward must watch for the judge's signal to return to the dogs and lead handlers back to the ring. The steward is responsible for having handlers return in the same order in which their dogs are arranged. The other steward assists the judge in the ring in the same manner described for the Novice class.

UTILITY CLASS

When issuing an armband to a handler, the gate steward should *verify* the height the dog jumps as stated by the handler of the dog in the catalog beside the armband number. The Utility class contains the Directed Jumping exercise, during which the dog must complete a high jump and a bar jump. As in the Open class, one steward immediately sets the high jump while the other steward sets the bar jump. Again, this must be done quickly and accurately. As in the Open class, the judge will make sure that the jumps are properly set.

For the Scent Discrimination exercise, the gate steward will have placed the handler's articles on the judge's table. The judge will select two articles, one leather and one metal, and separate them from the rest. The judge may position the remaining articles or may ask the ring steward to perform this function. The articles must be placed so that the closest article is about 20 feet from the handler. The judge or ring steward must touch (not necessary to scent) each of the eight remaining articles, spreading them in a random manner on the floor or ground, about 6 inches apart. On the judge's order, the handler will place the scented article on the judge's book or worksheet. Without touching that article, the judge or steward will place it among the others.

After completion of the Scent Discrimination exercises, the ring steward places the articles in the handler's container and returns them to the judge's table.

The Directed Retrieve exercise utilizes two ring stewards. While one steward is picking up the scent articles, the other steward takes the three gloves from the judge's table and goes to the far end of the ring. After the dog and handler are in position (midway between and in line with the two jumps) but facing the opposite direction, the steward will drop the three gloves across the end of the ring. The steward will drop one glove in each corner, about 3 feet from the sides and the end of the ring, and

one in the center, about 3 feet from the edge of the ring. The three gloves must be clearly visible to both dog and handler. It is not necessary to “iron” the gloves flat, but they should be open, not closed. After the exercise is completed, the steward retrieves the remaining two gloves and places them on the judge’s table. For the Moving Stand exercise, one ring steward will be needed to hold the judge’s clipboard and pencil during the examination and will stand aside as directed by the judge.

THE JUMPS

Although the gate steward will ask the handler what height the dog jumps, it is conceivable that the handler will know only the height of the dog. Because of this, it is essential that ring stewards be familiar with the *Obedience Regulations* concerning the setting of the jumps.

The minimum jump shall be set at the nearest multiple of 2 inches to three-quarters the height of the dog at the withers for the breeds listed in Appendix A.

The minimum jump shall be set to the nearest multiple of 2 inches to the height of the dog at the withers for all other dogs, with no dog jumping less than 4 inches or more than 36 inches.

The broad jump is set at twice the distance of the high jump. The low side of each hurdle and the lowest hurdle shall be nearest the dog. The highest hurdles shall be removed first.

The boards shall be spaced as equally as possible as follows:

1. *For dogs that jump 8 inches or less — use one board*
2. For dogs that jump 16 to 24 inches — use two boards
3. For dogs that jump 28 to 44 inches — use three boards
4. For dogs that jump 48 to 72 inches — use four boards

Rally Regulations

Effective January 1, 2008

Rally
Regulations



AMERICAN
KENNEL CLUB®

AKC RALLY® REGULATIONS
EFFECTIVE JANUARY 1, 2008
Table of Contents

Rally Introduction	2
CHAPTER 1 General Regulations	3
Application to Hold a Rally Trial	3
Premium Lists and Catalogs	3
Catalog Order	3
Judging Schedule	3
Recording Fees	3
CHAPTER 2 General Procedures	4
Space Requirements	4
Entry Limits	4
Armbands	4
Signs and Holders	4
Placements of Signs	4
Location of Performance in Relation to Signs	4
Familiarization Time	5
Judging	5
Qualifying Scores and General Scoring	5
Timing	6
Rally Ribbons	7
Rally Match Ribbons	8
Ribbons and Prizes	8
CHAPTER 3 Classes and Titles	9
Rally Novice Class	9
Rally Advanced Class	9
Jumps	9
Jump Heights	10
Rally Excellent Class	10
The Honor Exercise	11
The Rally Advanced Excellent Title	12
CHAPTER 4 Non-Regular Classes	13
Rally Pairs Class	13
Rally T Challenge	13
Rally T Challenge Team Competition	14
Rally Team Competition	14
Rally Plus	14
GLOSSARY OF TERMS	17

AKC RALLY® INTRODUCTION

The *Obedience Regulations* and *Rules Applying to Dog Shows*, where applicable, shall govern the conduct of AKC Rally trials and shall apply to all persons and dogs participating in them, except as these *Rally Regulations* may otherwise provide.

AKC Rally is a sport in which the dog and handler complete a course that has been designed by the rally judge. The judge tells the handler to begin, and the dog and handler proceed at their own pace through a course of designated stations (10-20, depending on the level). Each of these stations has a sign providing instructions regarding the next skill that is to be performed. Scoring is not as rigorous as traditional obedience.

The dog and handler team moves continuously at a brisk but normal pace with the dog under control at the handler's left side. There should be a sense of teamwork between the dog and handler both during the numbered exercises and between the exercise signs; however, perfect heel position is not required. Any faults in traditional AKC Obedience that would be evaluated and scored as a one-point deduction or more should be scored the same in rally, unless otherwise mentioned in the *Rally Regulations*. After the judge's "Forward" order, the team is on its own to complete the entire sequence of numbered signs correctly.

Unlimited communication from the handler to the dog is to be encouraged and not penalized. Unless otherwise specified in these regulations, handlers are permitted to talk, praise, encourage, clap their hands, pat their legs or use any verbal means of encouragement. Multiple commands and/or signals using one or both arms and hands are allowed; the handler's arms need not be maintained in any particular position at any time. The handler may not touch the dog or make physical corrections. At any time during the performance, loud or harsh commands or intimidating signals will be penalized.

AKC Rally is a companion sport to AKC Obedience. Both require teamwork between dog and handler along with similar performance skills. Rally provides an excellent introduction to AKC Companion Events for new dogs and handlers and can provide a challenging opportunity for competitors in other events to strengthen their skills.

All rally titles will follow the dog's name.

CHAPTER 1

GENERAL REGULATIONS

Section 1. Application to Hold a Rally Trial. Clubs meeting the requirements of AKC that wish to hold a rally trial must submit the form provided by AKC with the appropriate application fee. A rally trial is a separate event, with a separate event number, and the rally trial application with appropriate fee must be submitted at least 24 weeks before the closing date for entries to the event.

In order for a club to receive AKC approval to hold a rally trial, the club must hold an obedience trial with all regular obedience classes offered in conjunction with the rally trial. If the obedience trial is to be limited, the rally trial must also be limited to not exceed the number of hours as the limited obedience trial. The rally trial must have the same format as the obedience trial, i.e. All-Breed, Group or Breed Specialty. One rally trial will be approved for each obedience trial.

Section 2. Premium Lists and Catalogs. A premium list and a catalog must be provided for every rally trial; however, they may be separate documents or they may be included with the obedience, all-breed or specialty trial premium list and catalog.

The jump heights in the catalog for the Rally Advanced and Rally Excellent classes will be arranged in either ascending or descending order.

Section 3. Catalog Order. The *Rally Regulations* require that dogs be judged in catalog order to the extent practical, without holding up the judging. A judge need not mark absentees in the judge's book until the end of the class. Judges are not required to wait for dogs.

For the Advanced and Excellent classes, the trial secretary or superintendent shall arrange entries according to the dog's jump height, ranging from either low to high or high to low.

Section 4. Judging Schedule. The judging schedule will be based on the judging of no more than 22 dogs per hour. Walkthroughs should be performed as outlined in the *Rally Regulations*, Chapter 2, Section 2–“Entry Limits” and Section 7–“Familiarization Time.”

A and B classes at the same title level may be combined for judging if the total combined entry for both classes is not more than 22 dogs.

Section 5. Recording Fees. At every licensed or member club rally trial, a recording fee of \$3 shall be required for each entry of each dog. A marked catalog and all recording fees must be sent to AKC so as to reach its office within seven days after the close of the trial.

CHAPTER 2

GENERAL PROCEDURES

Section 1. Space Requirements. The ring sizes for rally shall be 40 by 50 feet to 50 by 60 feet or any combination of the sizes in between. The floor covering or ground surface must be the same as would be suitable for traditional AKC Obedience trials.

Section 2. Entry Limits. Entry limits may be based on ring availability or as specified by the club offering the event. The judging program will schedule no more than 22 dogs per hour, and no judge will be assigned for more than eight hours in one day. Judges may take 45 minutes to one hour for rest or meal breaks at their discretion.

Section 3. Armbands. Exhibitors shall be provided armbands or stickers, which must be worn on the upper left arm, indicating their dog's order in the class.

Section 4. Signs and Holders. The designated wording and symbols must be used. Signs must be a minimum of 8½ by 11 inches and a maximum of 11 by 17 inches. Weather conditions should be considered when securing signs and holders.

Colors used are optional. Twenty exercise sign holders are required plus one each for the Start and Finish signs. All sign holders or signs (not including those for Start and Finish) will be clearly and sequentially numbered on the course, with numbers approximately 3 inches high. Signs with an asterisk (numbers 5, 6, 7, 8, 9, 10, 17, 18, 19 and 34) may be used multiple times on a rally course. Two of each of those signs must be available for the judge's use. All other signs may only be used once on any course.

Stationary exercises are any signs indicating a "Halt" or no forward motion.

Section 5. Placement of Signs. Signs will be placed to the right of the handler's path except for those indicating a change in direction, in which case the sign will be directly in front of the handler to aid in that change. Exercises using cones may require entry with the sign on the left. Exact placement of signs is made by the judge while walking the course along the path that will be taken by the handlers.

The course for each class will be posted at the ring prior to the familiarization time (see Section 7). If possible, copies will be given to exhibitors at check-in when armbands are distributed for the class.

Section 6. Location of Performance in Relation to Signs. Except for exercises requiring entry with the sign on the left, exercises are performed near the designated signs, either directly in front or in front and to the left of the signs. For stations where the handler and dog are required to make a sidestep to the right, the sign shall be placed in the initial path of the handler and dog, thus requiring the team to make a sufficient size sidestep to the right in order to pass the sign on the right.

Section 7. Familiarization Time. A 10-minute walkthrough for approximately each two hours of judging will be allowed for handlers without their dogs. After each two-hour period of judging, judges should allow an additional 10-minute walkthrough for the next two hour block of dogs to be judged in the class.

When the same course is used for A and B classes, the judge may choose to combine the walkthrough times. The judge must be available in the ring during this period to answer any questions the handlers might have. The judge may also choose to brief the handlers on the course during this period.

Walkthrough times need only be published in the judging program and catalog for the first rally class scheduled and shall show a time of 10 minutes prior to the scheduled start time for the class.

Section 8. Judging. The judge's orders will be "Are you ready?" followed by "Forward." No other orders are necessary.

Section 9. Qualifying Scores and General Scoring. To qualify, dog and handler must receive a minimum score of 70 points out of a possible perfect score of 100. A rally title may be added after the dog's name when three qualifying scores have been earned under at least two different judges.

Scoring for all levels is based on a maximum score of 100 points unless otherwise stated in these regulations. Unofficial scores will be posted ringside after each dog has completed the final exercise. Times will be recorded but not posted. Times will be used only to break ties for placements. The maximum number of points that can be deducted for any station is 10, with the exception of a non-qualifying performance.

The following deductions shall apply:

1-point deduction for each of the following:

- Tight leash
- Dog interfering with handler
- Poor sits
- Slow, delay, or resistance to respond
- Touching or ticking a jump, pylon, post or person
- Out of position

3-point deduction for each of the following:

- Repeat of a station—only one (1) retry of each station will be allowed for all class levels
- Pylon/post knocked over on Figure Eight, Spiral and Serpentine
- Lack of control
- Loud command or intimidating signal
- Excessive barking
- Hitting the jump

10-point deduction for each of the following:

- Incorrectly performed station*
- Failure to complete the Honor Exercise (IP)—No retries allowed

1 to 10-point deduction:

- Lack of teamwork
- Lack of briskness
- Handler error**

Non-qualifying (NQ) scores shall be given for:

- Minimum requirements not met
- Dog unmanageable or uncontrolled barking
- Consistently tight lead
- Dog that eliminates while in the ring for judging
- Knocking over a jump
- Bar knocked off the uprights
- Handler error**
- Station not attempted by handler
- Using a jump as an aid in going over
- Walking through or on the broad jump boards
- Dog attempts broad jump but does not clear entire jump
- Failure of dog to go over the jump in the proper direction

***Incorrectly Performed (IP) stations** occur when a team attempts a station and fails to perform the principal parts of the station on the first attempt. The handler may choose to retry the station once, for a correct performance, accepting the mandatory 3-point deduction for the retry of the station. The station is considered an IP if the handler chooses not to retry or fails to perform the station correctly on the second attempt.

****Handler errors** can be assessed from 1 to 10 points up to non-qualifying. Handler errors can be assessed at any station or during movement between stations on a course. Once a handler has stopped on any halt exercise, the handler cannot move their feet to assist a dog without incurring a handler error.

The table steward is responsible for totaling deductions on the judge's worksheet and transferring them to the official judge's book. Final scores may be recorded in the official judge's book by the table steward; however, the judge must verify the scores and sign the book prior to awarding ribbons.

Section 10. Timing. All dogs will be timed. Times will be used only in the event of ties for a placement, as mentioned in Section 9. Timing will begin when the judge gives the order "Forward" and will end when dog and handler cross the Finish station. In the case of tied scores, the dog completing the course in the least amount of time will receive the higher placement.

The original scores will not be changed. In the event that both the score and time are the same, the dogs will repeat the course and will be scored and timed again. The original scores will not be changed, but a plus (+) will be added after the score of the dog winning the run-off.

Times will be entered to the 1/100 of a second on all runs. In the event of a timing malfunction, the timer will notify the judge and table steward immediately after the dog and handler have finished running the course. No time

will be recorded for the team at that time. In the event of a tie at the end of the class involving a dog that does not have a time, the judge shall offer the handler the following options:

Option 1—The ability to run the course again for time and score. If the dog’s score is better than the initial run, the team shall be considered to have won the placement with its original score and the time from the re-run. If the dog’s score is less than the original score from the first run, the team will be placed below its competitor with the same score. If there are multiple ties at the same score, the original scores shall be kept and the new tiebreaker scores and times shall be used to determine the winner of the run-off.

Option 2—The team may keep its original score and accept the loss of the run-off.

Section 11. Rally Ribbons. At licensed or member rally trials, the following colors must be used for prize ribbons or rosettes in all regular classes:

First Prize	Blue
Second Prize	Red
Third Prize	Yellow
Fourth Prize	White
Qualifying Prize	Dark Green

The following colors shall be used in all non-regular classes:

First Prize	Rose
Second Prize	Brown
Third Prize	Light Green
Fourth Prize	Gray

Each prize ribbon or rosette in all regular classes will be at least 2 inches wide and a minimum of 8 inches long, and will bear on its face a facsimile of the seal of the AKC, the words “Rally Trial,” the name of the placement, the name of the trial-giving club, the date of the trial, and the name of the city or town where the trial is held. Qualifying ribbons or rosettes and ribbons or rosettes in all non-regular classes will be at least 2 inches wide and a minimum of 8 inches long, and will bear on the face a facsimile of the seal of the AKC, the words “Rally Trial,” the name of the placement and the name of the trial-giving club. The date of the trial and the name of the city or town where the trial is held may be on the face of the ribbons.

Section 12. Rally Match Ribbons. If ribbons are given at sanctioned rally matches, they will be of the following colors and will have the words “Rally Match” printed on them but may be of any design or size.

First Prize	Rose
Second Prize	Brown
Third Prize	Light Green
Fourth Prize	Gray
Qualifying Prize	Green with Pink edges

Section 13. Ribbons and Prizes. Ribbons for the four official placements and all prizes offered for competition within a single regular class at licensed or member trials or at sanctioned matches will be awarded only to dogs that earn qualifying scores. Qualifying scores will not be required for the awarding of ribbons and prizes in the non-regular classes. Awards for the four placements in these classes will be based solely on the number of points earned.

There are no awards for competition between classes. Prizes at a licensed or member rally trial must be offered to be won outright. However, a prize requiring three wins by the same owner for permanent possession, but not necessarily with the same dog, may be offered for the dog with the highest qualifying score in one of the regular classes. Prizes offered only to members of certain clubs or organizations will not be approved for publication in premium lists.

If an award in any of the regular classes is cancelled, the next highest scoring dog will receive that award. If there is no dog to move up, the award will be void. If the AKC cancels a dog’s win, the dog’s owner must return all ribbons and prizes to the trial-giving club within 10 days of receiving the AKC’s cancellation notice.

CHAPTER 3

CLASSES AND TITLES

Section 1. Rally Novice Class. All exercises are judged on leash, and all dogs must enter and leave the ring on leash. The leash must be made of fabric or leather and needs to be long enough to provide adequate slack.

Rally Novice A and B must have between 10 to 15 stations (Start and Finish not included) with a minimum of three and a maximum of five stationary exercises per class.

The Rally Novice A Class. To be eligible for entry in this class, dogs may not have won an AKC Rally Novice (RN) title or any AKC Obedience title prior to the close of entries. A handler must own the dog entered or be a member of the owner's household or immediate family.

The handler may not have previously handled any dog that has earned an AKC Rally title or any AKC Obedience title. A person may enter more than one dog in this class. After a dog earns the Rally Novice (RN) title, it may continue to compete in this class for 60 days. No dog may be entered in both Rally Novice A and Rally Novice B at any one trial.

The Rally Novice B Class. Any dog may be entered in this class until a qualifying score in the Rally Advanced class is earned. The owner or any other person may handle dogs in this class. A person may enter more than one dog in this class. No dog may be entered in both Rally Novice A and Rally Novice B at any one trial.

Section 2. Rally Advanced Class. All exercises are judged off leash, and all dogs must enter and leave the ring on leash.

Rally Advanced A and B must have between 12 to 17 stations (Start and Finish not included) with a minimum of three and a maximum of seven stationary exercises. Courses shall have a minimum of three Advanced level stations plus one required jump per class.

The Rally Advanced A Class. To be eligible for this class, dogs shall have won the Rally Novice (RN) title but have not won the Rally Advanced (RA) title or any AKC Obedience title prior to the close of entries. A handler must own the dog entered or be a member of the owner's household or immediate family. A person may enter more than one dog in this class. After a dog earns the Rally Advanced (RA) title, it may continue to compete in this class for 60 days. No dog may be entered in both Rally Advanced A and Rally Advanced B at any one trial.

The Rally Advanced B Class. To be eligible for entry into this class, competing dogs shall have won the Rally Novice (RN) title prior to close of entries. A dog completing the Rally Advanced (RA) title may continue to compete in this class indefinitely. The owner or any other person may handle the dog in this class. A person may enter more than one dog in this class. No dog may be entered in both Rally Advanced A and Rally Advanced B at any one trial.

Section 2A. Jumps. One jump must be used for this class. It may be any jump used as standard equipment in AKC Obedience classes (broad jump, high jump or bar jump), except 4 foot wide jumps may be used in place of 5 foot wide jumps. A 4-inch high jump board and bar jump will

be supplied for dogs that have a height at the withers of less than 10 inches. This jump will be constructed so the maximum height does not exceed 4 inches, with a half-inch tolerance. This can be a separate board or support system placed between the two standard uprights. The bar or high jump board used to create this 4-inch jump height can be supported by a means other than the two standard uprights. Designs should be such that they do not interfere with the jumping of a dog. Various colors and decorations are allowed; however, there must be nothing hanging from the jump. It is the judge's responsibility to see that the jumps are set for each dog in accordance with these regulations.

The **broad jump** will consist of three telescoping hurdles, each approximately 8 inches wide. The largest board will measure about 4 feet 10 inches long (if from a 5 foot set) and about 5 inches at the highest point.

In the ring, broad jump boards will be arranged in order of size from smallest to largest. They will be evenly spaced, covering a distance equal to twice the height of the high jump set for each dog. Three boards will be used for a jump of 32 inches, two boards for a jump of 16 or 24 inches, and one board will be used for a jump of 8 inches.

When decreasing the number of hurdles in the jump, the highest will be removed first.

The **high jump** will consist of two uprights and solid boards of varying widths that combine to make each dog's required jump height.

The **bar jump** also has two uprights. These are constructed to support only a striped bar, which is set at the dog's required jump height. The bar jump may be used in the same way as the high jump. However, if the bar jump is to be used as a jump in both directions, the uprights must be offset to allow the bar to be knocked off from either direction.

Section 2B. Jump Heights. The dog's jump height shall be given on the entry form. Entries will be arranged according to the jump height of the dogs, from either high to low or low to high.

Height of dog at withers	Height to be jumped
Less than 10 inches	4 inches
10 inches to less than 15 inches	8 inches
15 inches to less than 20 inches	12 inches
20 inches and over	16 inches

Section 3. Rally Excellent Class. All exercises are judged off leash except the Honor exercise. Handlers must provide a 6-foot leash when participating in the Honor exercise. All dogs must enter and leave the ring on leash.

Rally Excellent must have between 15 to 20 stations (Start and Finish not included) with a minimum of three and a maximum of seven stationary exercises. Courses shall have a minimum of three Advanced level stations and a minimum of two Excellent level stations, plus the two required jumps and the Honor exercise per class.

Unlike in the Rally Novice and Advanced classes, in Rally Excellent, handlers are not allowed to pat their legs or clap their hands to encourage

the dog. Verbal encouragement, multiple commands and/or inaudible signals using one or both arms and hands are allowed; the handler's arms need not be maintained in any particular position at any time. Handlers may not touch their dog or make any physical corrections.

The Rally Excellent A Class. To be eligible for entry into this class, competing dogs shall have won the Rally Advanced (RA) title, but have not won the Rally Excellent (RE) title or any AKC Obedience title prior to the close of entries. A handler must own the dog entered or be a member of the owner's household or immediate family. A person may enter more than one dog in this class. After earning the Rally Excellent (RE) title, a dog may continue to compete in this class for 60 days. No dog may be entered in both Rally Excellent A and Rally Excellent B at any one trial.

The Rally Excellent B Class. To be eligible for entry in this class, competing dogs shall have won the Rally Advanced (RA) title prior to the close of entries. A dog completing the Rally Excellent (RE) title may continue to compete in this class indefinitely. The owner or any other person may handle dogs in this class. A person may enter more than one dog in this class. No dog may be entered in both Rally Excellent A and Rally Excellent B at any one trial.

Two jumps must be used for this class. Jumps may be any jump or any combination of the jumps used as standard equipment in AKC Obedience classes (broad jump, high jump or bar jump), except that 4 foot wide jumps may be used in place of 5 foot wide jumps. Various colors and decorations are allowed; however, there must be nothing hanging from the jump. Jumps may not be used consecutively on the course.

Section 4. The Honor Exercise. Prior to each class, the judge will designate either the sit or the down for the Honor exercise, the placement of the exercise within the ring, and when the Honor is to be performed by each dog. The Honor exercise must not be in the path of the course. After having been directed by the judge or Honor steward to the Honor exercise station, the Honor handler will command and/or signal the Honor dog to take the designated position. When the judge commands the next handler to begin the course with the order "Forward," the Honor handler will command and/or signal their dog to "Stay," move forward to the end of a 6 foot leash, then turn and face their dog. The Honor steward will indicate the completion of the scoring of the Honor exercise when the running dog and handler have crossed the finish station by giving the order "Exercise finished." The Honor handler will then return to and release their dog from the stay.

The Honor dog must maintain the designated position throughout the entire performance of the running dog and handler without receiving physical assistance from the Honor handler. There will be no retry allowed for the Honor exercise. If the course run is interrupted at any time for any reason, the judge will direct the Honor steward to give the "Exercise finished" order. The Honor exercise will be considered complete, but the dog will remain in the ring without being scored for the

next running dog. This will eliminate the need for a volunteer dog for the next running dog.

The Honor steward will monitor the performance of each Honor dog. The judge will determine the score to be entered into the judge's book based upon the description of the performance from the Honor steward.

The Honor exercise is not to be considered one of the stationary exercises on the course.

Section 5. The Rally Advanced Excellent Title. Upon completion of the Rally Excellent title, qualifying scores may be accumulated from the Rally Advanced B class and the Rally Excellent B class to earn the Rally Advanced Excellent (RAE) title.

To earn a Rally Advanced Excellent title, the dog must have received qualifying scores in both Advanced B and Excellent B at 10 separate licensed or member rally trials. The RAE title will appear at the end of the dog's name and a numeric designation will indicate the number of times the dog has met RAE requirements, i.e. RAE2, RAE3, etc.

CHAPTER 4

NON-REGULAR CLASSES

Section 1. Rally Pairs Class. Rally Pairs class consists of competition by one handler working two dogs at one time through a rally course at a level selected and offered by the event-giving club. Scores will be based on a possible 200 points, with ties being broken by time.

Class levels that can be offered by the event-giving club will be Rally Novice, Rally Advanced and/or Rally Excellent, excluding jumps. Clubs may offer one or all levels at events. A club may offer non-regular Rally Excellent without having to offer any other level as a non-regular class.

Scoring. All stations will be counted with a point value. The maximum point value that can be deducted at any one station will be 10 points per dog (20 total points). There will not be any NQs awarded for a performance. It is possible for a team to receive a negative score. All other rally rules and regulations will apply for each class level offered as a non-regular class.

Suggested judging is 12 teams per hour.

Section 2. Rally T Challenge. The non-regular Rally T Challenge class will be based on the *Rally Regulations* for the Rally Advanced class. Scores will be based on a possible 200 points. All currently approved stations for the Rally Advanced class, including Novice class stations, may be used in addition to the Rally T Challenge exercises listed in the *Rally Signs and Descriptions*.

In addition to the new exercises that can be used, a maximum time limit will be set (see “Course Time”).

Scoring. All stations will have a maximum value of 10 points per station. There will not be any NQs for a dog’s performance; all dogs will be awarded points. It is possible for a dog to receive a negative score as well as a score over 200. Ties will be broken by time.

Time Points. A dog that runs past the maximum course time limit will have one additional point deducted from its final score for each full second the dog runs over the limit. Dogs whose time is less than the maximum course time limit will be awarded one point for each second under the limit.

Course Time. Time limits will be set by the judge. Judges will walk their courses at a normal pace from start to finish. Each walkthrough will be timed. The course time will be the average of the three walkthroughs by the judge plus five seconds for each stationary exercise on the course. The average will be rounded up to the next full second.

The course time will not be posted or announced to the participants until the end of the class. Scores for this class will not be posted until the end of the class.

Walkthrough. Each handler in the class will be given a chance to walk the course once before the class starts. For the walkthrough, exhibitors will be lined up before the class begins and allowed to walk the course from start to finish, walking in a single-file line from station to station. Handlers must walk single-file without practicing any station and must immediately leave the ring upon passing the “Finish” sign.

Handlers practicing any station along the walkthrough will be assessed a five point handler error if observed by the judge prior to the start of the class.

Suggested judging rate is 15 dogs per hour.

Section 3. Rally T Challenge Team Competition. This class may be offered as a team competition. The course time for the team competition will be the course time as determined for Rally T Challenge, as described previously, multiplied by the number of dogs defined as a team by the event-giving club. Team time will run continuous from the start of the first dog until the finish of the last dog on the team. If jumps are required, they will be based on the height of the smallest dog on each competing team. The maximum score will be the number of dogs allowed for each team multiplied by 200 points.

Suggested judging rate is four teams per hour.

Section 4. Rally Team Competition. For the non-regular Rally Team Competition, any of the regular rally class levels may be offered. Teams will consist of four handlers with a total possible score of 400 points for each team.

All team members will run the course individually, with the team time running continuously. Time will start when the judge gives the first member of the team the forward command from the “Start” sign. The subsequent dog for each team starts when the previous handler for the team passes the “Finish” sign without an additional command of “Forward” by the judge. Timing for each team will begin when the judge commands the first handler in the team to begin with the command “Forward” and will stop when the fourth handler from the team passes the finish line. If jumps are required, they will be based on the height of the smallest dog on each competing team.

Scoring. All stations will be counted with a point value. The maximum point value, which can be deducted at any one station, will be 10 points. It is possible for a team to receive a negative score.

Suggested judging rate is four teams per hour.

Section 5. Rally Plus. All exercises and performance in the Rally Plus class will be judged based on the AKC *Obedience Regulations*. All exercises for this class will be performed off lead. A perfect score would be 200 points. As with other non-regular classes, a maximum of 10 points will be assessed to each station. It is possible for a dog and handler team to receive a negative score in this class.

Heeling. There is no point value assigned to heeling, but points can be deducted based on the performance of the dog and handler team as per the *Obedience Regulations*. Dogs will be judged on heeling from start to finish. The heeling course for the first part of the class shall be 180 to 200 linear feet of heeling. The heeling pattern will include additional heeling once the dog and handler return to the rally portion of the class, moving from station to station after the first “Halt” and “Sit.”

The dog, which is off lead, and handler team begin at the start sign with the judge’s command of “Forward.”

Handlers may talk to their dogs, giving encouragement or additional commands and/or signals to heel, up until the cone or other marker placed 3 feet after the first turn.

After the team passes the cone or other marker placed after the first turn, handlers cannot talk to their dogs again during the heeling portion without being scored penalties.

The team will be required to perform the “Normal,” “Fast” and “Slow” as in the Novice Obedience class. In addition, the dog and handler will be required to perform all the turns on the course based on rally turns: 90°, 270°, 360°, about “U” turn, left about and right about.

The quiet portion of the heeling exercise ends at the first Halt-Sit station (sign #3). Again, this first part of the class will be 180 to 200 linear feet of heeling.

The team returns to the regular rally portion of the class with a mandatory Stand for Exam. Upon completing the first Halt-Sit station, the handlers will resume the rest of the rally course and be allowed to talk to their dogs. The entire course from beginning to end will contain 20 to 25 stations, one of which will be a required Halt-Stand-Walk-Around-Dog station (sign #36). This station will be modified for this class to require a pause with the handler standing approximately 3 to 6 feet in front of the dog while the judge approaches and touches the dog’s head, body and hindquarters with the palm of one hand as required in the Novice Obedience Stand for Examination. Once the judge has touched the hindquarter portion of the dog and starts to step back, the handler will circle the dog, returning to the heel position, and then continue on the rally course.

The entire course should include 20 to 25 total stations, seven of which have to be stationary exercises after the first part of the heeling exercise.

Recall. After passing the finish sign, timing on the dog has stopped. The handler will then move the dog to a designated area at one end of the ring where the handler will position the dog in a sitting position facing the opposite end of the ring. Without any order from the judge, the handler will give the dog a command and/or signal to “Stay” and leave the dog as in the Novice Recall exercise. The handler, once reaching the far end of the ring, will turn and face the dog and give a command and/or signal to “Come.” (The handler will be allowed two commands to call the dog without any substantial penalty being assessed. If the handler gives more than two commands to “Come,” a substantial penalty or higher may be given.) The maximum point value for this station is 10 points.

After the dog has sat in front, the handler will “Finish” the dog without any commands from the judge. If the dog does not sit in front of the handler after being called, penalty points may be assigned. Handlers may command and/or signal the dogs to sit in front. If a dog fails to “Finish” after being commanded (multiple commands and/or signals may be used), the judge may assign substantial points. Judges may deduct points for slow response from the dog during the Recall portion.

Honor 1 - Minute Sit and Stay. Once the dog has completed the Recall portion of the class, the handler will then move to a designated Honor exercise area. This portion of the class will require an Honor steward who will time the dog and handler for a one minute Sit-Stay exercise. This exercise will be off leash and will be performed while the next dog in the class is running the course. The handler for this exercise will leave the dog in a Sit-Stay at the Honor area when the judge commands the next dog in the class to start with the “Forward” command. The Honor handler will command and/or signal the dog to stay, walk to a marked point about 15 feet away from their dog, and turn and face their dog. The Honor steward, upon hearing the command “Forward” from the judge, will time the dog for a period of one minute. The handler may give commands and/or signals to the dog using normal speech tones and commands without penalty. Once the one minute time has elapsed, the handler will be advised to return to the dog. Upon returning to the dog, the handler will leash the dog and leave the ring area. The maximum point value for this station is 10 points.

Suggested judging rate is 12 dogs per hour.

Glossary of Terms

Brisk, briskly — keenly alive, alert, energetic

Incorrectly Performed Station (IP) — one or more principal parts of a station not performed or performed incorrectly

Lame — irregularity or impairment of the function of locomotion, irrespective of the cause or how slight or severe

Pause — a complete stop of forward motion by the handler

Pivot — turning in the circle occupied by the handler before they started the turn; a turn in place

Repeat of Station/Retry — a station that is repeated in its entirety, including the approach, before beginning the next station

Station Not Attempted By The Handler — a station skipped/missed by the handler before attempting the next station

For additional terms, refer to the glossary in the *Obedience Regulations*.

NOTES

Rally Judges' Guidelines



AMERICAN
KENNEL CLUB®

AKC RALLY® JUDGES' GUIDELINES
Table of Contents

CHAPTER 1 Rally Judges' Guidelines	3
Judging Assignments	3
Know the Rally Regulations	3
Rally Judges' Education	4
CHAPTER 2 Preparation For Judging	4
The Judge's Checklist	4
CHAPTER 3 Ring Procedures	5
Judging the Dogs	5
CHAPTER 4 The Judge's Book	5
When Judging is Finished	5
Judge's Score Sheets and Records	5
Explanations and Errors	5
Responsibility to Exhibitors	5

CHAPTER 1 RALLY JUDGES' GUIDELINES

Section 1. Judging Assignments/Assignment Restrictions. A judge will not be approved to judge the same rally class at all-breed events within 30 days and 200 straight-line miles of each other with the following exceptions:

- A judge may accept assignments to judge the same classes for two rally trials that fall on the same day at the same site.
- A judge may accept assignments to judge two rally trials over the course of two consecutive days at the same site or within a local geographical area as determined by the AKC.

Assignments to judge the same class or classes at two breed specialty or group rally trials are not considered to be in conflict unless the two specialties or group rally trials are for the same breed or group.

Breed specialty rally assignments or group shows are not in conflict with an assignment to judge the same class(es) at an all-breed rally trial. A judge's assignment or combined assignments for any day shall not exceed eight hours.

Section 2. Know the Rally Regulations. The *Rally Regulations* are the basic guide to judging; however, not every possible fault or error is covered, only the more common and serious ones.

The *Rally Regulations* clearly define the exercises and the standard by which they are to be judged. The *Rally Regulations* set the standard for a perfect score of 100 points by which each dog's performance is judged. The *Rally Regulations* give the judge guidelines for how an exercise is to be performed. While rally is not judged with the same precision as formal obedience, rally judges must make decisions based on a mental picture of the perfect performance within the framework of the *Rally Regulations*.

Studying the *Rally Regulations*, exhibiting and attending AKC Companion Events seminars increase a judge's knowledge. Putting the acquired knowledge into practice permits a judge to apply the principals of sound judging contained in the *Rally Regulations*.

Judges are given full discretionary authority within the framework of the *Rally Regulations* and they must exercise this authority impartially. Judges are required to make their own decisions and accept the responsibility this implies. If a decision depends on the exact wording of the *Rally Regulations*, the judge is expected to consult the book before making the decision. A judge may not discard, modify, or require anything not specified in the *Rally Regulations*.

A rally title is intended to evoke admiration; therefore, the title must be based on performances that fully meet the requirements of the *Rally Regulations*. Scores for each exercise must be amply justified by the performance of the dog and handler. The owner of any dog receiving a qualifying score in rally has every reason to be proud. Earning a

qualifying score should indicate a credible performance that fully justifies the eventual awarding of a title.

Section 3. Rally Judges' Education. Rally judges must attend at least one obedience and one rally judges' seminar presented by AKC staff in every three-year period and will be ineligible to accept assignments if this requirement is not met. A person who is not currently suspended from the privileges of the AKC and who has trained and exhibited a dog to the Companion Dog Excellent (CDX) title may be approved to judge the rally non-regular classes.

CHAPTER 2 **PREPARATION FOR JUDGING**

Section 1. The Judge's Checklist.

Arrival at the show – The judge must arrive a minimum of 45 minutes prior to the scheduled start of judging, unless a prior judging assignment conflicts. Upon arrival, the judge will post the course(s) outside the ring.

Ring – Prior to the scheduled judging time, the judge will inspect the ring, which must meet all requirements of the *Rally Regulations* Chapter 2, Section 1. Size shall be determined by the judge pacing the ring. Checking the ring also requires the judge to:

- Examine signs and sign holders to ensure they are secure
- Examine the distractions used in the Offset Figure 8 to determine that they can be seen and smelled but not consumed
- Measure the jumps in the Advanced and Excellent classes to ensure they meet the requirements as described in the *Rally Regulations*, Chapter 3, Section 2A

Catalog Order – The *Rally Regulations* require that dogs be judged in catalog order to the extent practical, without holding up the judging in any ring. For the Advanced and Excellent classes, the trial secretary or superintendent will arrange entries according to the dog's jump height, ranging from either low to high or high to low. A judge need not mark absentees in the judge's book until the end of the class. Judges are not required to wait for dogs.

Judging Schedule – The judging schedule will be based on no more than 22 dogs per hour. Walkthroughs should be performed as outlined in the *Rally Regulations*, Chapter 2, Section 7, "Familiarization Time." Additionally, judges may take rest or meal breaks at their discretion.

CHAPTER 3

RING PROCEDURES

Section 1. Judging the Dogs. Unofficial scores, but not times, shall be posted ringside after each dog has completed the final exercise. The judge should honor an exhibitor's request to be excused.

CHAPTER 4

THE JUDGE'S BOOK

Section 1. When Judging is Finished. Once judging is finished, judges must first assure their judge's books are complete and all scores, times, absences, excusals or other necessary information have been entered correctly. The judge must then sign the judge's book. The book, along with a copy of each course for the completed class, is then returned to the trial secretary, rally chair or superintendent who will scan the book for obvious omissions or oversights that can be corrected immediately by the judge.

Section 2. Judge's Score Sheets and Records. Judges are not required to display or show exhibitors their individual worksheets. Judges will retain their records (copies of worksheets, copies of judge's books, etc.) for at least six months in case such records are required by the AKC in order to review the results of a particular class.

Section 3. Explanations and Errors. After the class is finished, judges are not required to explain their scoring and should not enter into a discussion with a dissatisfied exhibitor. Any person who thinks there may have been a numerical error or an error in identifying a dog may report the facts to one of the stewards, the judge, the superintendent or to the show or trial secretary so that the matter may be checked.

Section 4. Responsibility to Exhibitors. Each exhibitor has paid an entry fee for the purpose of competing and having their dog's performance evaluated. Judges are expected to be friendly and courteous to all who enter the ring. Without exhibitors, there would be no trials. For every experienced exhibitor, there are many newcomers and the future of this sport rests in the hands of the novice.

After a judge completes an assignment and has turned in the judge's book, the judge may discuss an individual dog's performance with the handler; however, a judge should never continue a conversation with an angry or aggressive person.

Rally Sample Marked Judge's Book

Name of Club _____

Event # _____ Date _____

Judge _____

Maximum Score – 100 points

NOVICE A or B ADVANCED A or B EXCELLENT A or B

ARMBAND NUMBER	BREED OF DOG	TIME	POINTS LOST	FINAL SCORE
101	Australian Shepherd	1:53:31	-4	96
-102	Italian Greyhound	Moved to	Advanced A	SB (initials of Secretary)
103	Schipperke	1:53:60	-10	90
104	Australian Shepherd	NQ	NQ	NQ
105	Pomeranian	1:36:29	-2	98
106	Basset Hound	1:41:47	-10	90
107	Australian Shepherd	2:05:70	-10	90
108	Golden Retriever	1:39:16	-5	95
109	Irish Water Spaniel	1:36:75	-5	95
110	Pomeranian	1:31:18	-2	98
111	Labrador Retriever	1:51:75	-10	90
112	Australian Shepherd	1:31:18	-2	98
113	Lhasa Apso	AB	AB	AB
114	Border Collie	1:35:04	-10	90
115	Golden Retriever	1:45:05	-7	93
116	Whippet			Excused - lame
117	Pug	1:33:73	-3	97
118	Labrador Retriever	1:54:14	-3	97
119	Border Collie	1:33:93	-10	90

	1 st Place	2 nd Place	3 rd Place	4 th Place
Armband #	<u>110 ±</u>	<u>112</u>	<u>105</u>	<u>117</u>
Score	<u>98</u>	<u>98</u>	<u>98</u>	<u>97</u>

Time Started: _____ Time Finished: _____

Judge's Signature: _____

NOTES

The Steward in Rally



AMERICAN
KENNEL CLUB®

The Steward
in Rally

THE STEWARD IN RALLY

Table of Contents

Introduction to Rally Stewarding	3
CHAPTER 1 The Gate Steward	4
CHAPTER 2 The Table Steward	4
CHAPTER 3 The Ring Steward	5
CHAPTER 4 The Honor Steward.....	6
CHAPTER 5 The Time Steward.....	6
CHAPTER 6 The Classes	7

INTRODUCTION TO RALLY STEWARDING

Rally classes are planned in conjunction with obedience trials. Planning an obedience trial involves many months of preparation by an Obedience Trial Committee. The tasks are varied, demanding and include, but are not limited to: selecting judges, preparing a premium list, compiling a mailing list, soliciting trophies, preparing or obtaining equipment, making luncheon arrangements, securing admission tickets, and printing a catalog.

One essential element that is often neglected or treated lightly is the selection and training of stewards. Rally is held in conjunction with obedience and stewards will be needed who have been specifically trained to assist with rally events. A steward who is not familiar with rally procedures will require time consuming instructions from the judge and can severely slow down the entire judging procedure. To ensure the smooth operation of a rally ring, clubs should provide a training session for stewards. Experienced stewards or judges can lead the training session.

A person may both steward for and show under the same judge, with the exception of the table steward who may not show and steward in the same class.

Stewarding functions in the rally ring are broken down into four general categories: gate steward, table steward, ring steward and time steward. For the Excellent class, an honor steward is also needed.

In Rally Novice and Rally Advanced, the club will provide a minimum of three stewards, as one person can serve as both the ring steward and the time steward. In the Rally Excellent classes, the ring steward will also monitor and record the score for the honoring dog. The time steward will monitor and report each dog's time to the table steward.

It is essential that all stewards be at ringside at least 45 minutes prior to the scheduled start of judging to receive any specific instructions from the judge and to assist in setting up the rally ring as directed by the judge.

Stewards are reminded that judges are solely responsible for the ring until their assignments are completed. Stewards are provided to assist but may act only on the judge's instructions. Stewards must not give information to owners and handlers except when the judge asks them to do so.

CHAPTER 1

THE GATE STEWARD

Gate stewards should report to their assigned ring at least 45 minutes prior to the scheduled judging time for the class.

The duties of gate stewards should include:

- Distributing armbands.
- Checking to ensure that the armband number given to the exhibitor corresponds to the dog's name and number in the catalog.
- Directing exhibitors who request to be judged out of order due to conflicts to the judge and reporting any absences to the judge and table steward.
- Assuring that the jump height is correctly set by the ring steward for each dog in the Advanced and Excellent classes before it enters the ring.
- Ensuring that dogs are judged in catalog order but not to the extent of holding up judging.
- Ensuring handlers and dogs do not enter the ring until the judge so indicates.
- Ensuring that the next dog to be judged is immediately available. As soon as the judge begins judging the dog in the ring, the steward calls the next dog and ensures that the handler is ringside. If the next dog is not available, the gate steward should not hesitate to call the next dog in order.
- As needed, ensuring that the leash is returned to the handler as the dog and handler complete the course, and that the dog is on leash when the team leaves the ring.
- Being aware of any problems with the dogs on course and being ready to follow instructions given by the judge.
- For Advanced and Excellent, verifying that the jump height is listed correctly for each dog.
- Assisting with any other duties as assigned by the judge.

CHAPTER 2

THE TABLE STEWARD

Table stewards should report to their assigned ring at least 45 minutes prior to the scheduled judging time for the class. The extent to which a judge uses the services of a table steward varies greatly. The steward must receive specific instructions from the judge as to what will be required.

Judges must use worksheets to communicate with the table steward. The judge may ask the table steward to prepare and have the worksheet ready for the next dog.

The table steward must be aware that any and all class changes of dogs in rally can only be made by the superintendent or the trial secretary. No additions or corrections to the judge's book are allowed by any other person.

The duties of table stewards should include:

- Correctly entering the class, proper armband number and breed of dog on the worksheet.
- Correctly adding the scores on the worksheet.
- Correctly transferring the scores from the worksheets and the times to the judge's book, and, after doing so, initialing the judge's worksheet.
- Informing the judge of any error on the worksheet, and after the judge corrects it, entering the score and time of the dog into the judge's book correctly.
- Listing the time in the judge's book as minutes, seconds and hundredths.
- Posting each dog's unofficial score at or near ringside after the dog finishes the course.
- Making sure the judge's worksheets are not displayed or exhibited to any other person at the event, unless specifically directed to do so by the judge.
- Making all trophies and ribbons available at the conclusion of each class.

CHAPTER 3

THE RING STEWARD

Ring stewards should report to their assigned ring at least 45 minutes prior to the scheduled judging time for the class. Each judge in rally will have at least one ring steward.

The duties of ring stewards should include:

- Assisting in setting up the rally courses initially and from class to class as needed.
- Assisting in the posting of unofficial scores if needed by the rally table steward.
- Being aware of any problems with the dogs on the course and ready to follow instructions given by the judge.
- Making sure that jumps in the Rally Advanced and Excellent classes are set at the correct jump height for each dog entered in the classes.
- Assisting with the leash in the Rally Advanced and Excellent classes, making sure that the leash is returned to the handler and that the dog is on leash before leaving the ring.
- Performing any other duties as assigned by the judge.

CHAPTER 4

THE HONOR STEWARD

Honor stewards should report to their assigned ring at least 45 minutes prior to the scheduled judging time for the class. The honor steward will closely monitor the honoring dog in Rally Excellent.

The judge will determine where each dog and handler will be stationed according to the *Rally Regulations*; Chapter 3, Section 4 and as described in exercise number 50.

The duties of honor stewards should include:

- Positioning themselves, as directed by the judge, in such a way as not to interfere with the performance of the dog on the Honor exercises and the dog running the course.
- Following the judge's directions on how the Honor exercise is to be performed.
- Not allowing any outside distractions to hinder their observations of the handler and dog performing the Honor exercise and being in a position to observe the judge at all times, as well as the dog working the course.
- Reporting any problems of the dog and handler performing the Honor exercise to the judge.

CHAPTER 5

THE TIME STEWARD

Time stewards should report to their assigned ring at least 45 minutes prior to the scheduled judging time for the class. This will allow them to become familiar with the course layout/design and the timing equipment. The correct timing of a dog is important to rally events and exhibitors. If two or more dogs in a class earn the same score, the tie is broken by time.

The duties of time stewards should include:

- Being stationed in a position or place as specified by the judge prior to the running of each dog on the course.
- Making sure the timing of a run starts when the judge says "Forward," and the time of the run ends when both the dog and handler cross/pass the Finish station.
- Immediately reporting the time to the table steward after each dog completes the course.
- Making sure that the time reported is in minutes, seconds and hundredths. If there is a malfunction in the timing device when a dog is running a course, the timing steward will report the malfunction to the judge and the table steward immediately after the dog and handler crosses the Finish station.

CHAPTER 6 THE CLASSES

NOVICE

In the Novice class, exercises are performed on leash, and there are no jumps. The judge will give the order for the handler to begin the course. The ring and gate stewards should remain outside the ring but stay alert to any possible problems and be ready to follow whatever instructions the judge may give.

ADVANCED AND EXCELLENT

When issuing an armband in the Advanced and Excellent classes, the table steward or gate steward should check the catalog to verify the height and distance the dog jumps. When a dog and handler enter the ring for the Advanced or Excellent classes, the gate or ring steward should take the leash from the handler. When the dog has finished running the course, the gate or ring steward should return the leash to the handler and ensure that the dog is on leash before it leaves the ring. It is essential that the ring or other stewards assigned to set jumps have a tape measure, steel ruler or folding ruler to ensure accuracy in setting the broad jump. Stewards must arrange jumps quickly and accurately to ensure a minimal loss or waste of judging time.

THE JUMPS

The gate and/or ring steward will confirm with the handler the height the dog jumps. Rally Advanced and Excellent classes will be run in jump height order, unless prior arrangements have been made by a handler with the judge to run a dog out of order. It is essential that ring stewards be familiar with the *Rally Regulations* in order to set the jumps correctly in the event jump changes are required.

HIGH JUMP AND/OR BAR JUMP

The jump height requirements are as follows:

<u>Height of dog at withers</u>	<u>Height to be jumped</u>
Less than 10 inches	4 inches
10 inches to less than 15 inches	8 inches
15 inches to less than 20 inches	12 inches
20 inches and over	16 inches

Broad Jump – In the ring, broad jump hurdles will be arranged in order of size from smallest to largest. They will be evenly spaced, covering a distance equal to twice the height of the high jump set for each dog. Three boards will be used for a jump of 32 inches, two boards for a jump of 16 or 24 inches, and one board for a jump of 8 inches. When decreasing the number of boards in the jump, the highest hurdle will be removed first.

INDEX

<u>Rally Regulations Index</u>	<u>Chapter</u>	<u>Section</u>
Rally Introduction		
General Rally Regulations	1	
Advanced Rally A Class	3	2
Advanced Rally B Class	3	2
Advanced Rally Class	3	2
Application to Hold a Rally Trial	1	1
Armbands	2	3
Bar Jump	3	2A
Bar Jump Off-Set	3	2A
Broad Jump	3	2A
Catalog Order	1	3
Course Familiarization Time	2	7
Entry Limit	2	2
Excellent A Rally Class	3	3
Excellent B Rally Class	3	3
Excellent Rally Class	3	3
Familiarization Time	2	7
Four Inch Jump Description	3	2A
High Jump	3	2A
Honor Exercise	3	4
Judge's Orders-Judging	2	8
Judging-Judge's Orders	2	8
Judging Schedule	1	4
Jump Heights	3	2B
Jumps	3	2A
Jumps-4 Inch Jump Description	3	2A
Jumps-Bar Jump	3	2A
Jumps-Broad Jump	3	2A
Jumps-High Jump	3	2A
Location of Performance in		
Relation to Signs	2	6
Novice Rally A Class	3	1
Novice Rally B Class	3	1
Novice Rally Class	3	1
Placement of Signs	2	5
Premium List and Catalogs	1	2
Prizes-No Awards for Competition		
Between Classes	2	13
Prizes and Ribbons	2	13
Qualifying Scores and General Scoring	2	9
RAE Title	3	5
Rally Advanced A Class	3	2
Rally Advanced Class	3	2
Rally Advanced Excellent Title	3	5
Rally Advanced B Class	3	2

<u>Rally Regulations Index</u>	<u>Chapter</u>	<u>Section</u>
Rally Excellent A Class	3	3
Rally Excellent B Class	3	3
Rally Excellent Class	3	3
Rally Novice A Class	3	1
Rally Novice B Class	3	1
Rally Novice Class	3	1
Recording Fees	1	5
Ribbons-Licensed Events	2	11
Ribbons-Rally Matches	2	12
Ribbons and Prizes	2	13
Ring Size	2	1
Scoring-Qualifying Scores and General Scoring	2	9
Signs-Location and Performance	2	6
Placement of Signs	2	5
Signs and Holders	2	4
Space Requirements	2	1
Tie Scores	2	10
Timing	2	10
Timing Malfunctions	2	10

NON-REGULAR CLASSES

Rally Pairs	4	1
Rally Pairs Scoring	4	1
Rally Pairs-Judging Rate	4	1
Rally T Challenge	4	2
Rally T Challenge-Scoring	4	2
Rally T Challenge Time Points	4	2
Rally T Challenge Course Time	4	2
Rally T Challenge Walkthrough	4	2
Rally T Challenge-Team	4	3
Rally Team	4	4
Rally Team-Scoring	4	4
Rally Plus	4	5
Rally Plus-Heeling	4	5
Rally Plus-Recall	4	5
Rally Plus-Honor 1-Minute Stay	4	5

GLOSSARY OF RALLY TERMS

RALLY JUDGES' GUIDELINES

<u>Rally Regulations Index</u>	<u>Chapter</u>	<u>Section</u>
Assignments-Judges	1	1
Catalog Order	2	1
Explanations and Errors	4	3
Judging Assignments	1	1
Judge's Checklist-Arrival	2	1
Judging is Finished	4	1
Judging Requirements – Non-Regular Rally	1	3
Judging Requirements- Regular Classes Rally	1	3
Judging Schedule	2	1
Know the Rally Regulations	1	2
Rally Judges' Education	1	3
Responsibility to Exhibitors	4	4
Score Sheets and Records	4	2
When Judging is Finished	4	1

THE STEWARD IN RALLY INDEX

Introduction		
CHAPTER 1 – The Gate Steward	1	
CHAPTER 2 – The Table Steward	2	
CHAPTER 3 – The Ring Steward	3	
CHAPTER 4 – The Honor Steward	4	
CHAPTER 5 – The Time Steward	5	
CHAPTER 6 – The Classes	6	
Novice	6	1
Advanced and Excellent	6	2
The Jumps	6	3
High Jump and/or Bar Jump	6	4
Broad Jump	6	5

RALLY SIGNS

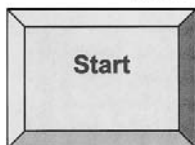
RALLY SIGNS AND DESCRIPTIONS

Designated wording and symbols for rally signs—Judges may use duplicates of stations marked with an asterisk in designing their courses.

The principal parts of the exercises are boldface and underlined.

THE FOLLOWING EXERCISES MAY BE USED IN ALL CLASS LEVELS

N, A, X-#1



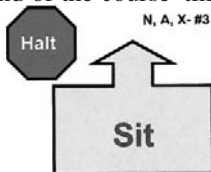
1. **START**—Indicates the beginning of the course. Dog does not have to be sitting at start.

N, A, X-#2



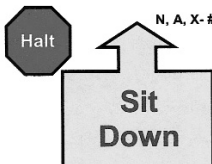
2. **FINISH**—Indicates the end of the course—timing stops.

N, A, X-#3

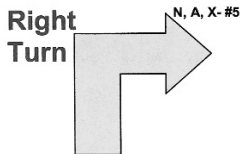


3. **HALT-Sit**—While heeling, **the handler halts and the dog sits** in heel position. The team then moves forward, with the dog in heel position. (Stationary exercise)

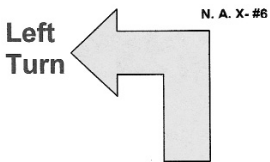
N, A, X-#4



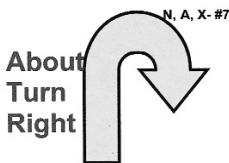
4. **HALT-Down Dog**—While heeling, the **handler halts and the dog sits**. The handler then commands and/or signals the **dog to down**, followed by the command to **heel forward from the down position**. (Stationary exercise)



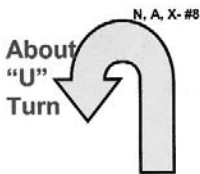
5. ***Right Turn**—Performed as a 90° turn to the right, as in traditional obedience.



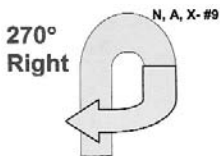
6. ***Left Turn**—Performed as a 90° turn to the left, as in traditional obedience.



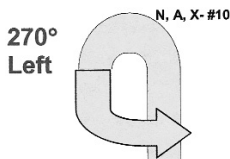
7. ***About Turn—Right**—While heeling, the team makes a 180° about turn to the handler's right.



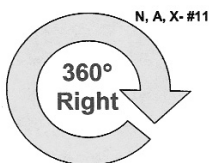
8. ***About "U" Turn**—While heeling, the team makes a 180° turn to the handler's left.



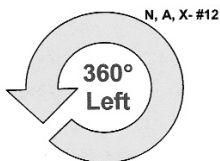
9. ***270° Right Turn**—While heeling, the team makes a 270° turn to the handler's right. 270° turns are performed as a tight circle, but not around the exercise sign.



10. ***270° Left Turn**—While heeling, the team makes a **270° turn to the handler's left**. 270° turns are performed as a tight circle, but not around the exercise sign.



11. **360° Right Turn**—While heeling, the team makes a **360° turn to the handler's right**. 360° turns are performed as a tight circle, but not around the exercise sign.



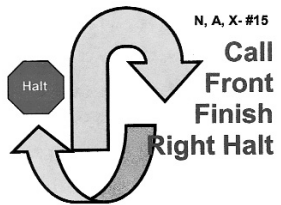
12. **360° Left Turn**—While heeling, the team makes a **360° turn to the handler's left**. 360° turns are performed as a tight circle, but not around the exercise sign.



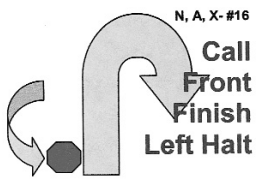
13. **Call Dog Front–Finish Right–Forward**—While heeling, the handler stops forward motion and calls the dog to the front position (**dog sits in front** and faces the handler). The handler may take several steps backward as the dog turns and moves to sit in the front position. Second part of the exercise directs the handler to command and/or signal the **dog to change from the front position by moving to the handler's right, around behind the handler**, toward heel position. As the dog clears the handler's path, the handler moves forward before the dog has completely returned to the heel position. The **dog does not sit before moving forward** in heel position with the handler. (Stationary exercise)



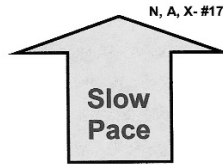
14. **Call Dog Front–Finish Left–Forward**–While heeling, the handler stops forward motion and calls the dog to the front position (**dog sits in front** and faces the handler). The handler may take several steps backward as the dog turns and moves to sit in the front position. Second part of the exercise directs the handler to command and/or signal the **dog to change from the front position by moving to the handler’s left** toward heel position. As the dog clears the handler’s path, the handler moves forward before the dog has completely returned to the heel position. The **dog does not sit before moving forward** in heel position with the handler. (Stationary exercise)



15. **Call Dog Front–Finish Right–HALT**–While heeling, the handler stops forward motion and calls the dog to the front position (**dog sits in front** and faces the handler). The handler may take several steps backward as the dog turns and moves to sit in the front position. Second part is the **finish to the right**, where the dog must return to heel position by moving around the right side of the handler. **Dog must sit** in heel position before moving forward with the handler. (Stationary exercise)



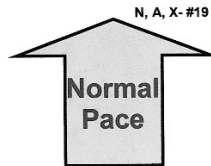
16. **Call Dog Front–Finish Left–HALT**–While heeling, the handler stops forward motion and calls the dog to the front position (**dog sits in front** and faces the handler). The handler may take several steps backward as the dog turns and moves to a sit in the front position. Second part is the **finish to the left**, where the dog must return to heel position by moving around the left side of the handler and sit in heel position. **Dog must sit** in heel position before moving forward in heel position with the handler. (Stationary exercise)



17. ***Slow Pace–Dog and handler must slow down noticeably.** This must be followed by a normal pace unless it is the last station on the course.



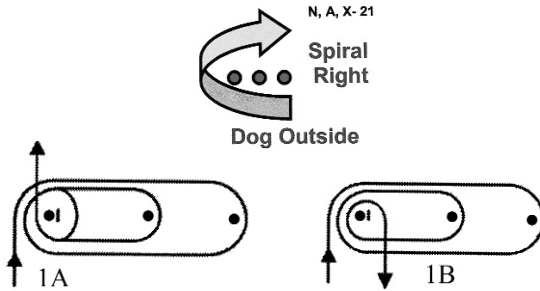
18. ***Fast Pace–Dog and handler must speed up noticeably.** This must be followed by a normal pace.



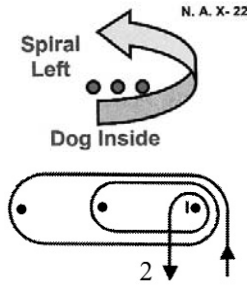
19. ***Normal Pace–Dog and handler** must move forward, **walking briskly and naturally.** This station can only be used after a change of pace.



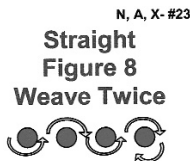
20. **Moving Sidestep Right–While heeling, the handler takes one step to the right, leading with the right foot,** and continues moving forward along the newly established line. The **dog moves with the handler.** The exercise shall be performed just before the exercise sign. (This exercise shall be considered a change of direction and the sign shall be placed directly in line with the handler's path requiring the handler and dog to sidestep to the right to pass the sign.)



21. **Spiral Right–Dog Outside**–This exercise requires three pylons or posts placed in a straight line with spaces between them of approximately 6-8 feet. Spiral Right indicates the **handler must turn to the right when moving around each pylon or post.** This places the **dog on the outside of the turns** (see 1A and 1B). The exercise sign is placed near or on the first pylon or post where the spiral is started.



22. **Spiral Left–Dog Inside**–This exercise requires three pylons or posts placed in a straight line with spaces between them of approximately 6-8 feet. Spiral Left indicates that the **handler must turn to the left when moving around each pylon or post.** This places the **dog on the inside of the turns** (see 2). The exercise sign is placed near or on the first pylon or post where the spiral is started.

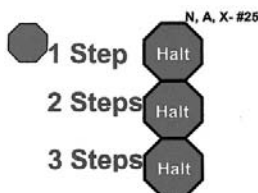


23. **Straight Figure 8 Weave Twice**–This exercise requires four pylons or posts placed in a straight line with spaces between them of approximately 6-8 feet. The exercise sign is placed near or on the first pylon or post where the exercise is started. **Entry into the weaving pattern is with the first pylon or post at the dog/handler's left side. The dog and handler must complete the entire exercise by passing the last pylon or post.**

Serpentine Weave Once



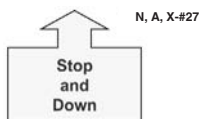
24. **Serpentine Weave Once**—This exercise requires pylons or posts placed in a straight line with spaces between them of approximately 6-8 feet. The exercise sign is placed near or on the first pylon or post where the exercise starts. **Entry into the weaving pattern is with the first pylon or post at the dog/handler’s left side. The dog and handler must complete the entire exercise by passing the last pylon or post.** It should be noted that in this exercise, the team does not weave back through the obstacles as they do in the Straight Figure 8.



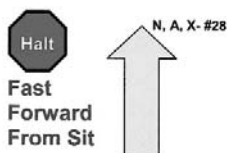
25. **HALT—1, 2 and 3 Steps Forward**—The **handler halts and the dog sits** in heel position to begin the exercise. The **handler takes one step forward and halts** with the dog maintaining heel position. **The dog sits when the handler halts. This is followed by two steps forward—halt, and three steps forward—halt, with the dog heeling each time the handler moves forward and sitting each time the handler halts.** (Stationary exercise)



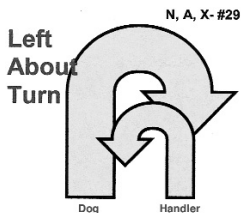
26. **Call Front—1, 2 and 3 Steps Backward**—While heeling, the handler stops forward motion and calls the dog to the front position (**dog sits in front** and faces the handler). The handler may take several steps backward as the dog turns and moves to a sit in the front position. With the dog in the front position, the **handler takes one step backward and halts. The dog moves with the handler and sits** in the front position as the handler halts. This is followed by the **handler taking two steps backward and a halt, and three steps backward and a halt. Each time, the dog moves with the handler to the front position and sits as the handler halts.** The handler then commands and/or signals the dog to resume heel position. When returning to the heel position, the dog does not sit before the handler moves forward. (Stationary exercise)



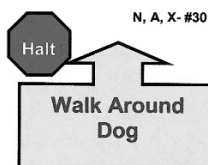
27. **Stop and Down**—While moving with the dog in heel position, the handler commands and/or signals the **dog to down** as **the handler comes to a stop** next to the dog. Once the **dog is completely down**, the handler moves forward, commanding the **dog to move forward from down position**. (Stationary exercise)



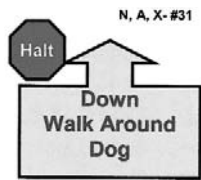
28. **HALT**—Fast Forward from Sit—The **handler halts and the dog sits** in heel position. With the dog sitting in heel position, the **handler commands and/or signals the dog to heel and immediately moves forward at a fast pace**. This must be followed by a normal pace. (Stationary exercise)



29. **Left About Turn**—While moving with the dog in heel position, the **handler makes an about turn to the left**, while at the same time, the **dog must move around the handler to the right** and into heel position. The **dog does not sit** before moving forward in heel position with the handler.

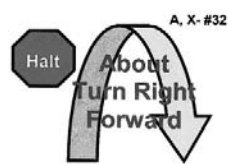


30. **HALT and Walk Around Dog**—**Handler halts and dog sits**. With the dog sitting in heel position, the handler commands and/or signals the **dog to stay**, then proceeds to **walk around the dog to the left**, returning to heel position. The **handler must pause** in heel position before moving forward to the next station. (Stationary exercise)

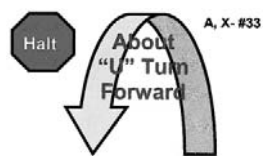


31. **HALT–Down–Walk Around Dog–Handler halts and dog sits.** With the dog sitting in heel position, the handler commands and/or signals the **dog to down and stay**, then proceeds to **walk around the dog to the left**, returning to heel position. The **handler must pause** in heel position before moving forward to the next station. The **dog heels forward from the down position.** (Stationary exercise)

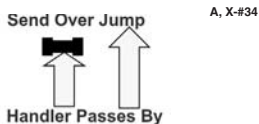
THE FOLLOWING EXERCISES MAY BE USED IN ADVANCED AND EXCELLENT CLASSES ONLY



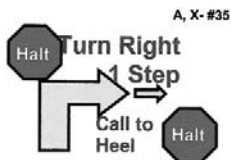
32. **HALT–About Turn Right and Forward–Handler halts and dog sits.** With the dog sitting in heel position, the **team turns 180° to the right and immediately moves forward.** (Stationary exercise)



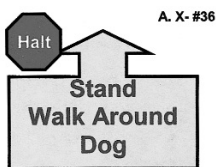
33. **HALT–About “U” Turn and Forward–Handler halts and dog sits.** With the dog sitting in heel position, **the team turns 180° to the left and immediately moves forward.** (Stationary exercise)



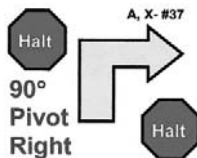
34. ***Send Over Jump–Handler Passes By–While moving** with the dog in heel position, the handler directs the **dog to take the jump** as the **handler passes by the jump without** any pause, hesitation or **stopping**. When the **dog has completed the jump in the proper direction**, it is called to heel position and the team continues to the next exercise.



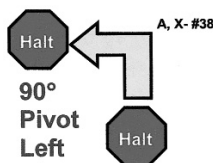
35. **HALT–Turn Right One Step–Call to Heel– Halt–Handler halts and dog sits.** With the dog sitting, the handler commands and/or signals the **dog to stay**. The **handler then turns to the right**, while **taking one step in that direction, and halts**. The **dog** is directed to heel position and **must move and sit** in the new location before moving forward to the next station. (Stationary exercise)



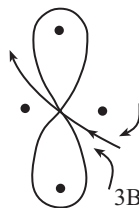
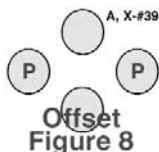
36. **HALT–Stand Dog–Walk Around–Handler halts and dog sits.** With the dog sitting in heel position, the **handler stands the dog** and commands and/or signals the **dog to stay as the handler walks around the dog to the left**, returning to heel position. The **handler must pause** in heel position before moving forward to the next station. In the Advanced class, the handler may touch the dog, move forward to stand the dog, and may pose the dog as in the show ring. (Stationary exercise)



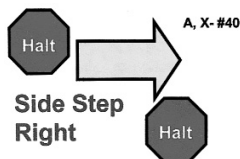
37. **HALT–90° Pivot Right–HALT–Handler halts and dog sits.** With the dog sitting in heel position, the handler pivots 90° to the right and halts. The dog moves with the handler and sits in heel position. (Stationary exercise)



38. **HALT–90° Pivot Left–HALT–Handler halts and dog sits.** With the dog sitting in heel position, the handler pivots 90° to the left and halts. The dog moves with the handler and sits in heel position. (Stationary exercise)



39. **Offset Figure 8**–This exercise requires two pylons or posts placed about 8–10 feet apart, around which the team will perform a complete Figure 8, crossing the center line three times. Two distractions will be arranged to the sides of the Figure 8 about 5–6 feet apart. Entry may be between the pylons or posts and the distraction on either side (see 3A and 3B). The distractions will consist of two securely covered containers with tempting dog treats; however, dog toys may replace one or both containers, or may be placed next to the containers. The exercise sign may be placed on or near the cone where entry is made into the Offset Figure 8.



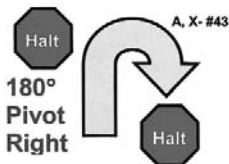
40. **HALT–Side-step Right–HALT–Handler halts in front of the station sign and the dog sits.** With the dog sitting in heel position, the **handler moves one step directly to the right and halts**. The **dog moves with the handler and sits** in heel position when the handler halts. The exercise shall be performed just before the exercise sign. This exercise shall be considered a change of direction and the sign shall be placed directly in line with the handler’s path, requiring the handler and dog to sidestep to the right to pass the sign. **(Stationary exercise)**



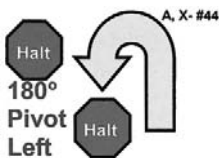
41. **HALT–Call Dog Front–Finish Right–Handler halts and dog sits.** With the dog sitting in heel position, the handler calls the **dog to front** and the **dog sits** in the front position, facing the handler. On command, the **dog then moves** from the front position **around the right of the handler and sits** in heel position. **Handler must not step forward or backward** to aid the dog during the exercise. **(Stationary exercise)**



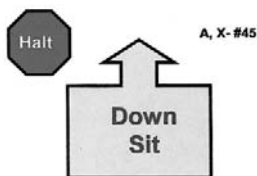
42. **HALT–Call Dog Front–Finish Left–Handler halts and dog sits.** With the dog sitting in heel position, the handler calls the **dog to front** and the **dog sits** in the front position facing the handler. On command, the **dog then moves to the handler’s left and sits** in heel position. **Handler must not step forward or backward** to aid dog during exercise. **(Stationary exercise)**



43. **HALT–180° Pivot Right–HALT–Handler halts and dog sits.** With the dog sitting in heel position, the handler pivots 180° to the right and halts. The dog moves with the handler and sits in heel position. (Stationary exercise)

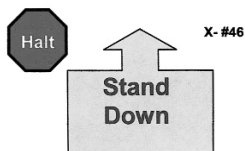


44. **HALT–180° Pivot Left–HALT–Handler halts and dog sits.** With the dog sitting in heel position, the handler pivots 180° to the left and halts. The dog moves with the handler and sits in heel position. (Stationary exercise)

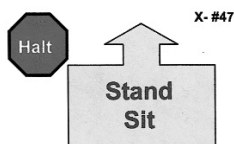


45. **HALT–Down–Sit–Handler halts and dog sits.** With dog sitting in heel position, the handler commands and/or signals the dog to down, then to sit. (Stationary exercise)


THE FOLLOWING EXERCISES MAY BE USED IN THE EXCELLENT CLASS ONLY



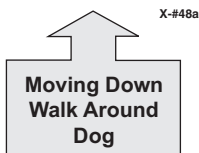
46. **HALT–Stand–Down–Handler halts and dog sits.** With dog sitting in heel position, the **handler will stand the dog (without physical handling or moving forward)**, then command and/or signal the **dog to down**. The handler then commands and/or signals the **dog to heel forward from the down position**. (Stationary exercise)



47. **HALT–Stand–Sit–Handler halts and dog sits.** With dog sitting in heel position, the **handler will stand the dog (without physical handling or moving forward)**, then command and/or signal the **dog to sit**. The handler then commands and/or signals the **dog to heel forward from the sitting position**. (Stationary exercise)




48. **Moving stand–Walk around dog–While heeling and without pausing,** the **handler will stand the dog and walk around the dog to the left**, returning to heel position. The **handler must pause** in heel position after returning to the dog. **Dog must move forward from the standing position**.



- 48A. **Moving down–Walk around dog–While heeling and without pausing,** the **handler will down the dog and walk around the dog to the left**, returning to heel position. The **handler must pause** in heel position after returning to the dog. The **dog must move forward from the down position**.



49. **Backup 3 steps**—While heeling, the handler reverses direction walking backward at least 3 step, without first stopping, then continues heeling forward. The **dog moves backward with the handler** and maintains heel position throughout the exercise **without sitting.**



50. **Honor**—This exercise shall be **performed on a 6-foot leash.** Upon arriving at the Honor exercise station, the handler will command and/or signal his dog to sit or down as directed.

When the judge commands and/or signals the next handler to begin the course with the order “Forward,” the Honor **handler will command and/or signal the dog to stay and leave the dog, moving forward to the end of a 6 foot leash, turn and stand facing the dog. The handler will remain in that location until the Honor steward advises they can return to the dog. The dog performing the Honor exercise must remain in the designated sit or down position without moving from that location.** The command “Exercise Finished” from the steward will be given when the dog and handler running the course pass the Finish station. At that time, the exercise is finished and the handler will return to the dog. The Honor exercise must not be in the path of the dog and handler team that follows.

To facilitate the Honor for the first and last dogs in the class or section of the class, judges may use volunteer dogs or if the class or section is small enough, they may use dogs from the class to honor the first and last dogs. A judge may use the last dog in a selected section of dogs or a small class to honor the first dog running the course. All dogs in the class or section of a class will be required to perform the Honor exercise.

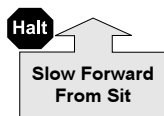
The dog must remain in either a sit or a down position, as directed by the judge, to honor the next dog and handler’s entire course. This exercise must be performed on leash. For the Honor exercise, the ring steward will monitor each team. At the end of the exercise, the steward will report the performance of the Honor dog and handler team to the judge. The judge will indicate the score to be entered into the judge’s book for the Honor team to the table steward. The table steward will then enter the score into the judge’s book.

There will be no retry for the Honor exercise.

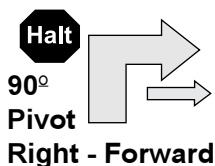
The Honor exercise is not a stationary exercise.

NON-REGULAR RALLY SIGN DESCRIPTIONS

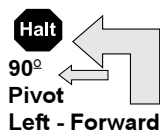
The non-regular exercises listed below can only be used in the Rally T Challenge class.



NR 1 Halt–Slow Forward From Sit–The handler halts, and the dog sits in heel position. The handler then commands and/or signals the dog to heel and immediately moves forward at a slow pace. This must be followed by a normal pace, unless it is the last station on the course. **(Stationary exercise)**



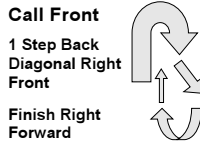
NR 2 Halt–90° Pivot Right–Forward–The handler halts and the dog sits in heel position. The handler commands and/or signals the dog to heel, then pivots 90° to the right and immediately moves forward. **(Stationary exercise)**



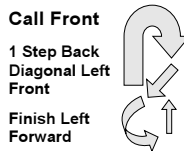
NR 3 Halt–90° Pivot Left–Forward–The handler halts, and the dog sits in heel position. The handler commands and/or signals the dog to heel, then pivots 90° to the left and immediately moves forward. **(Stationary exercise)**




NR 4 Leave Dog–2 Steps–Call to Heel– Forward–The handler halts, and the dog sits in heel position. The handler commands and/or signals the dog to stay. The handler takes two steps forward and pauses to command the dog to heel as the handler immediately moves forward. The dog must catch up to the handler and resume heel position. **(Stationary exercise)**



NR 5 Call Front–1 Step Back Diagonal Right– Front–Finish Right Forward–While heeling, the handler stops forward motion and calls the dog to the front position (dog sits in front and faces the handler). The handler may take several steps backward as the dog turns and moves to sit in the front position. The handler then takes one step diagonally backward and to the right; the dog moves with the handler and sits in the front position in the new location. The next part of the exercise directs the handler to command and/or signal the dog to change from the front position to the handler’s right, around behind the handler and towards heel position. As the dog clears the handler’s path, the handler moves forward before the dog has completely returned to heel position. The dog does not sit before moving forward in heel position with the handler.



NR 6 Call Front–1 Step Back Diagonal Left–Front, Finish Left Forward–While heeling, the handler stops forward motion and calls the dog to the front position (dog sits in front and faces the handler). The handler may take several steps backward as the dog turns and moves to sit in the front position. The handler then takes one step diagonally backward and to the left; the dog moves with the handler and sits in the front position in the new location. The next part of the exercise directs the handler to command and/or signal the dog to change from the front position to the handler’s left and move toward heel position. As the dog clears the handler’s path, the handler moves forward before the dog has completely returned to heel position. The dog does not sit before moving forward in heel position with the handler.



NR 7 Double Left About Turn–While moving with the dog in heel position, the handler makes an about turn to the left while at the same time, the dog must move around the handler to the right and into heel position. The handler may take one or two steps forward before performing the exercise a second time. The handler will end up turning 360° to the left as the dog turns 360° to the right around the handler. The dog does not sit at any time during this exercise.

NOTES

AKC Code of Sportsmanship

PREFACE: The sport of purebred dog competitive events dates prior to 1884, the year of AKC's birth. Shared values of those involved in the sport include principles of sportsmanship. They are practiced in all sectors of our sport: conformation, performance and companion. Many believe that these principles of sportsmanship are the prime reason why our sport has thrived for over one hundred years. With the belief that it is useful to periodically articulate the fundamentals of our sport, this code is presented.

- Sportsmen respect the history, traditions and integrity of the sport of purebred dogs.
- Sportsmen commit themselves to values of fair play, honesty, courtesy, and vigorous competition, as well as winning and losing with grace.
- Sportsmen refuse to compromise their commitment and obligation to the sport of purebred dogs by injecting personal advantage or consideration into their decisions or behavior.
- The sportsman judge judges only on the merits of the dogs and considers no other factors.
- The sportsman judge or exhibitor accepts constructive criticism.
- The sportsman exhibitor declines to enter or exhibit under a judge where it might reasonably appear that the judge's placements could be based on something other than the merits of the dogs.
- The sportsman exhibitor refuses to compromise the impartiality of a judge.
- The sportsman respects the AKC bylaws, rules, regulations and policies governing the sport of purebred dogs.
- Sportsmen find that vigorous competition and civility are not inconsistent and are able to appreciate the merit of their competition and the effort of competitors.
- Sportsmen welcome, encourage and support newcomers to the sport.
- Sportsmen will deal fairly with all those who trade with them.
- Sportsmen are willing to share honest and open appraisals of both the strengths and weaknesses of their breeding stock.
- Sportsmen spurn any opportunity to take personal advantage of positions offered or bestowed upon them.
- Sportsmen always consider as paramount the welfare of their dog.
- Sportsmen refuse to embarrass the sport, the American Kennel Club, or themselves while taking part in the sport.

Complete text of booklet available at:
www.akc.org

To order booklet(s), contact AKC at:
American Kennel Club
8051 Arco Corporate Drive
Suite 100
Raleigh, NC 27617-3390
Tel: (919) 233-9767
E-mail: orderdesk@akc.org
Web site: www.akc.org

©2009
The American Kennel Club
260 Madison Ave.
New York, NY 10016-2401